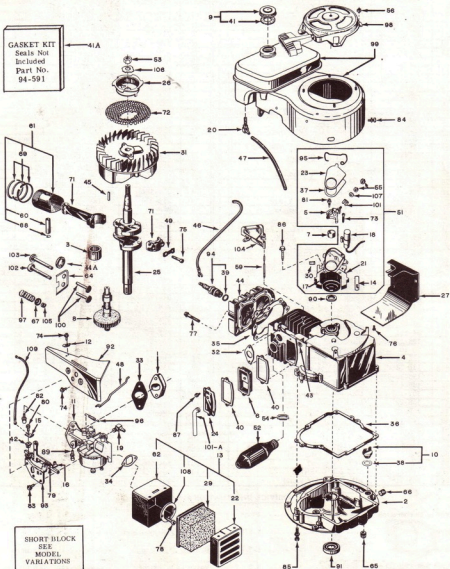


# Clinton BASIC PARTS LIST

415-0002-000

SEC. II DIVISION 1962  
415-0002-000  
ISSUED OCTOBER, 1963  
REVISED APRIL, 1968



CLINTON ENGINES CORPORATION

MAQUOKETA, IOWA

**BASIC PARTS LIST**

Ref. No.	Part No.	Description	Qty	Ref. No.	Part No.	Description	Qty.	
1	1-65	ADAPTOR-Carburetor	1	60	203-65	PIN-Wrist	1	
2	18-45-500	EASE ASS'Y-Engine	1	61	204-13-500	PISTON ASS'Y-Std. (Incl. Ref. Nos. 60, 68, 69)	1	
3	20-58	BEARING-Block	1					
	20-50	BEARING-Base (Service Brng.)	1	206-13-500	PISTON ASS'Y-.010 (Incl. Ref. Nos. 60, 68, 69)			
4	22-718-500	BLOCK ASS'Y-Cylinder	1					
5	135-7-500	BREAKER POINTS ASS'Y	1	207-13-500	PISTON ASS'Y-.020 (Incl. Ref. Nos. 60, 68, 69)			
6	29-32-500	BREATHER ASS'Y	1					
7	157-29	CAM-Magneto Breaker	1	62	2-139	PLATE-Air Cleaner	1	
8	6-423-500	CAMSHAFT ASSEMBLY	1	64	215-136	PLATE-Valve Spring	1	
9	45-424-500	CAP & GASKET-Fuel	1	65	216-25	PLUG-Oil Drain (Bottom)	1	
10	45-179	CAP & GASKET-Oil Filler	1	66	216-27	PLUG-Oil Drain (Side)	1	
11	39-190-990	CARBURETOR ASS'Y-Float-See Page 3	1	67	304-135	RETAINER-Valve Spring	2	
				68	232-41	RING-Retainer (Wrist Pin)	2	
12	81-13	CLAMP-Remote Control	1	69	233-112-500	RING SET-Std.	1	
13	2-177-500	CLEANER ASS'Y-Air	1		235-121-500	RING SET-.010	1	
14	81-20	CLIP-Coil Holding	1		237-121-500	RING SET-.020	1	
15	266-26	CLIP-Shorting	1		233-136-500	RING SET-Chrome Re-Ring Std.	1	
16	81-71	CLIP-Spring Adj.	1		237-136-500	RING SET-Chrome Re-Ring-.020	1	
17	135-13-990	COIL-Magneto(W/O Laminations)	1	71	245-102-500	ROD ASSEMBLY-Connecting	1	
18	135-29-990	CONDENSER-Magneto	1		72	257-30	SCREEN-Rotating	1
19	69-24	CONNECTOR-Fuel Line	1	73	258-299	SCREW-Cond. to Plt.	1	
20	69-25	CONNECTOR-Fuel Line	1	74	258-159	SCREW-(Shroud to Bracket) (Clamp to Shroud)	3	
21	135-37-500	CORE & BREAKER BOX ASS'Y	1					
22	45-337	COVER-Air Cleaner	1	75	258-9	SCREW-Connecting Rod Cap	2	
23	45-15	COVER-Dust	1	76	258-936-500	SCREW-Deflector to Block	2	
24	45-304	COVER-Valve Chamber	1	77	258-88	SCREW-(2-Tank Bracket) (6-Cylinder Head)	8	
25	46-788	CRANKSHAFT	1					
26	265-10	CUP-Recoil Starter	1	78	258-131	SCREW-Air Cleaner to Carb.	2	
27	259-358	DEFLECTOR ASS'Y-Air	1	79	258-374	SCREW-Spr. Adj. Clip to Slide	1	
28	2-175-990	ELEMENT-Air Cleaner	1	80	258-83	SCREW-Insulation Grommet	1	
29	94-189	FELT-Lubrication	1	81	258-297-500	SCREW-Breaker Points	1	
30	83-12-500	FLYWHEEL ASS'Y	1	82	258-238-500	SCREW-Carb. to Block, Upper	1	
31	94-66	GASKET-Adapt. to Blk.	1	83	258-936-500	SCREW-Brkt. to Carb.	2	
32	94-32	GASKET-Carb. to Adapt.	1	84	258-280-500	SCREW-Biv. Hsg. to Block	2	
33	94-13	GASKET-Air Cleaner	1	85	258-254-500	SCREW-Base to Block	7	
34	94-48-990	GASKET-Cylinder Head	1	86	258-108-500	SCREW-Lamination to Block	2	
35	94-107	GASKET-Base (.015 Thick) Std.	1	87	258-82-500	SCREW-Valve Chamber Cover	2	
36	93-107	GASKET-Base (.010 Thick)	1	89	258-275-500	SCREW-Carb. to Block, Lower	1	
37	94-241	GASKET-Breaker Points	1	90	94-178-990	SEAL-Oil Block	1	
38	94-82	GASKET-Filler Cap	1	91	94-176-990	SEAL-Oil (Engine Base)	1	
39	94-92-990	GASKET-Spark Plug	1	92	259-784	SHROUD-Carburetor	1	
40	94-103	GASKET-Valve Chamber	2	93	26-657-500	SLIDE ASSEMBLY	1	
41	94-62	GASKET-Fuel Tank Cap	1	94	267-28-500	SPARK PLG. & GASK. ASS'Y-H10	1	
41A	94-591	GASKET KIT	1	95	263-10	SPRING-Breaker Box	1	
42	183-259-990	GROMMET-Shorting Wire	1	96	263-69	SPRING-Speed Regulating	1	
43	70-10	GROMMET-Shorting Wire	1	97	263-92	SPRING-Valve	2	
44	122-17	HEAD-Cylinder	1	98	265-28-500	STARTER ASS'Y-See Page 3	1	
44A	136-22	INSERT VALVE SEAT-.040 O.S.	2	99	259-129-500	TANK & HOUSING	1	
	136-33-990	INSERT VALVE SEAT-Stellite	1	100	278-5	TAPPET-Valve	1	
45	148-4	KEY-Flywheel	1	101	307-230	TERMINAL-Jamlite	1	
46	307-194-990	LEAD-Hi-Tension Magneto	1	101A	158-413	TUBE-Breather	1	
47	158-25	LINE-Flexible, Fuel, II"	1	102	291-8-990	VALVE-Exhaust	1	
48	159-18	LINK-Air Vane	1		292-20-990	VALVE-Ex. .010 O/S (Ser. Pt.)	1	
49	148-13	LOCK-Connecting Rod	1	103	291-9-990	VALVE-Intake	1	
50	268-6-500	MAGNETO ASS'Y	1		292-7	VALVE-In. .010 O/S (Ser. Pt.)	1	
51	170-159-500	MUFFLER	1	104	107-34	VANE-Air Governor	1	
52	183-68-990	NUT-Startier Pulley	1	105	304-90	WASHER-C (Valve Keeper)	2	
53	183-37	NUT-Lock (Muffler)	1	106	304-5	WASHER-Startier Cup	1	
54	183-21	NUT-Terminal	2	107	304-290	WASHER-Term. Cond. Lead	2	
55	183-25-500	NUT & L/W ASHER	4	108	304-562	WASHER-Air Cleaner	1	
56	203-91	PIN-Pivot (Air Vane)	1	109	307-120-500	WIRE ASS'Y-Shorting	1	

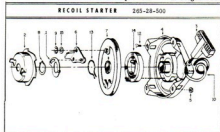
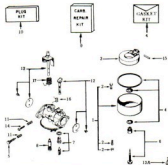
**SERVICE INFORMATION 415-0002-000**

Type of Carburetion	----- Float	Oil Capacity	----- 1 Pint
Bore	----- 2-3/8"	Bearing-Flywheel End	----- Bronze
Stroke	----- 1-7/8"	Bearing-PTO End	----- Aluminum
Cubic Inch Displacement	----- 8.3	Valve Lash Setting	----- .009 to .011
Spark Plug Gap	----- .025 to .028	RPM-Horsepower Rating	----- 3-1/2 @ 3600
Point Setting	----- .018 to .021	Block Construction	----- Die Cast Aluminum With Cast Iron Sleeve

BASIC PARTS LIST

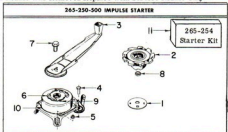
CARBURATORS										
Ref. No.	Part Number	Description	QTY. PER KIT							
			265-28-500	265-28-500	265-28-500	265-28-500	265-28-500	265-28-500	265-28-500	265-28-500
1.	25-16-500	BOWL & DRAIN ASS'Y	1	1	1	1	1	1	1	1
2.	25-41-500	BOWL & DRAIN ASS'Y	1	1	1	1	1	1	1	1
3.	25-400	DRAIN ASS'Y	1	1	1	1	1	1	1	1
4.	82-1-500	FLGAT & LEVER ASS'Y	1	1	1	1	1	1	1	1
5.	82-23-500	FLGAT & LEVER ASS'Y	1	1	1	1	1	1	1	1
6.	59-245	GASKET KIT	1	1	1	1	1	1	1	1
7.	* 181-2	NEEDLE-Jet Adj.	1	1	1	1	1	1	1	1
8.	* 181-3-500	NEEDLE-Power Adj.	1	1	1	1	1	1	1	1
9.	* 251-31-500	NEEDLE & SEAT ASS'Y	1	1	1	1	1	1	1	1
10.	* 182-37	NOZZLE	1	1	1	1	1	1	1	1
11.	59-910	REPAIR KIT	1	1	1	1	1	1	1	1
12.	39-910	REPAIR KIT	1	1	1	1	1	1	1	1
13.	19-538	PLUG KIT	1	1	1	1	1	1	1	1
14.	105-82	SPRING-Life Needle & Throttle Stop Screw	2	2	2	2	2	2	2	2
15.	6-444	CHOKE SHAFT KIT	1	1	1	1	1	1	1	1
16.	6-452	THROTTLE SHAFT KIT	1	1	1	1	1	1	1	1
17.	6-484	THROTTLE SHAFT KIT	1	1	1	1	1	1	1	1
18.	258-272	SCREEN-Low Retaining	1	1	1	1	1	1	1	1
19.	258-91	SCREEN-High Retain	1	1	1	1	1	1	1	1
20.	6-183	SHAFT-Float Hinge	1	1	1	1	1	1	1	1
21.	263-126	SPRING-Float Return	1	1	1	1	1	1	1	1
22.	263-410	SPRING-Throttle Stop	1	1	1	1	1	1	1	1

\* Indicates Parts In Repair Kit \*\* If Original Main Nozzle Was Removed Replace With Service Nozzle Only



Ref. No.	Part Number	Description	265-28-500
1.	157-2	ACTUATOR	1
2.	* 265-10	CUP- Starter	1
3.	121-8-500	HANDLE	1
4.	124-6-500	HOUSING-Includes Recoil Spring	1
5.	* 183-25-500	NUT & L' WASHER ASS'Y	4
6.	157-159-500	PAWL & PIN ASS'Y	1
7.	219-25-500	PULLEY ASS'Y	1
8.	232-147	RING-Retaining	1
9.	232-35	RING-Retaining	1
10.	246-7	ROPE	1
11.	* 257-30	SCREEN-(Not Illustrated)	1
12.	258-191	SCREEN-Pan Head	4
13.	263-133	SPRING-Actuator	1
14.	263-79	SPRING-Recoil	1
15.	304-320	WASHER	1

\* Indicates Parts Not Included with Recoil Assembly.

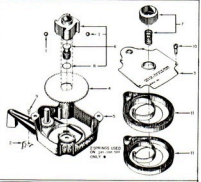


Ref. No.	Part No.	Description	Qty.
1	1-97	ADAPTOR-Starter Cup	1
2	265-246-500	CUP ASS'Y-Starter (Not Sold with 265-250-500 Starter)	1
3	157-420-500	HANDLE ASS'Y-Starter	1
4	183-254	NUT-Barrel	1
5	183-25-500	NUT	2
6	157-417	PAWL-Starter	2
7	258-904-500	SCREW & L' WASHER ASS'Y-(Handle to Starter)	1
8	304-618	SPACER-Starter Cup	1
9	263-382	SPRING-Starter Pawl	2
10		Not Serviced Separately - Order 265-250-500 Impulse Starter	
11	265-254	Starter Kit ASS'Y	1

IMPULSE STARTER 265-196-500 — 265-206-500

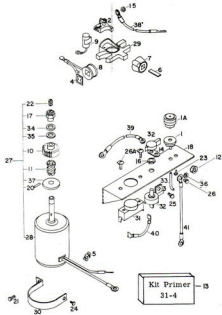
Ref. No.	Part Number	Description	265-196-500	
			265-196-500	265-206-500
1.	20-208	BALL-Ban Ring	2	2
2.	* 81-167	CLIP-Handle	1	1
3.	45-384-500	COVER ASS'Y-Bottom	1	1
4.	106-259	GEAR	1	1
5.	124-162-500	HOUSING ASSEMBLY	1	1
	124-164-500	HOUSING ASSEMBLY	1	1
6.	266-215-500	PLUNGER ASSEMBLY	1	1
	265-217-500	PLUNGER ASSEMBLY	1	1
7.	265-240	RATCHET & SPRING KIT	1	1
	265-241	RATCHET & SPRING KIT	1	1
8.	232-157	RING-Retaining Ball	1	1
9.	* 244-47	RIVET-Clip to Handle	1	1
10.	258-918-500	SCREW & L'W ASS'Y-Cover	4	4
	263-326-500	SPRING ASS'Y-Power	1	1
	263-337-500	SPRING ASS'Y-Power	1	2

\* Not used on all Impulse Starters; Handle will show evidence of installation if factory applied.

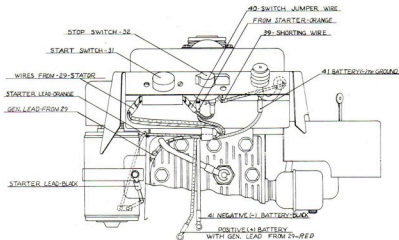


# 'ELECTRA-START' PARTS LIST

Ref. No.	Part No.	Description	Qty.
1	1-104-500	ADAPTER-(Use 31-4)	1
1A	31-1	BULB-Primer	1
2	135-7-500	BREAKER POINTS	1
3	81-166	CLAMP-Cable	1
4	81-164	CLIP-Gen. Coil Holding	1
5	81-194	CLIP-Wire	1
6	81-20	CLIP-Coil Holding	1
7	135-13-990	COIL	1
8	135-276-500	COIL-Charging	1
9	135-265-500	CONDENSER	1
10	106-433	GEAR-Pinion	1
11	106-434	GEAR-Worm	1
12	70-10	GROMMET	1
13	31-1	KIT-Primer (Ref. 1, 1A, 23, 33)	1
14	148-47	LOCK-Switch	1
15	183-26	NUT-Hex.	1
16	183-60	NUT-Stop Switch	2
17	183-292	NUT	1
18	199-11	PANEL	1
19	199-11-500	PANEL ASSY	1
20	203-250	PIN-Drive	1
21	256-232-500	SCREW-Strap	1
22	256-839	SCREW-Set	1
23	256-936-500	SCREW-Primer	1
24	256-879-500	SCREW-Strap Self Tap	1
25	256-883	SCREW-Clamp	1
26	256-940	SCREW-Panel to Shroud	2
26A	258-189-500	SCREW-Starter Switch	2
27	264-70-500	STARTER ASSY	1
28	264-70	STARTER	1
29	268-33-500	STATOR ASSY	1
30	26-733	STRAP-Motor	1
31	266-62	SWITCH-Start	1
32	266-63	SWITCH-Stop with Knob	1
33	158-432	TUBE-Primer	1
34	94-659	WASHER-Shock	1
35	304-330	WASHER	1
36	304-121	WASHER-Flat	1
37	304-666	WASHER-Felt	1
38	307-120-500	WIRE-Stator to Slide Bar	1
39	307-364-500	WIRE-Shorting to Stop Switch	1
40	307-365-500	WIRE-Jumper-Between Switches	1
41	307-367-500	WIRE-Ground	1



## WIRING DIAGRAM





# MODEL VARIATIONS 415-0002-000

SECTION II DIVISION 1962  
ISSUED OCTOBER 1963  
SUPERSEDES NOV., 1971  
REVISED APRIL, 1975

The adaptation of Clinton Engines to a wide variety of uses, results in what is known as Model Variations. Following is a list of Models produced to date. Opposite each Engine Model listed are the Part Numbers required in addition to or in place of standard parts. Refer to Basic Parts List for parts not listed in the Model Variations. For replacement engine to fit special applications, external part changes may be required.

UNITS MARKED WITH A ( ) INDICATES CRANKSHAFT CHANGE.  
See Page C of this Manual on "How to Identify Your Clinton Engine."

MODELS	CRANKSHAFT	NOTES	REPL. ENGINE *	SHORT BLOCK	MODELS	CRANKSHAFT	NOTES	REPL. ENGINE *	SHORT BLOCK
415-0002-001	46-825		21628	(149-499)	415-0002-051	46-497		21412	149-497
415-0002-002	46-494		(21412)	(149-499)	415-2002-052	46-788	3, 12	21412	149-496
415-0002-003	46-832		21582	149-502	415-0002-053	46-788	5, 18, 19, 22	21591	149-496
415-0012-004	46-813	1	21413	None	415-0002-054	46-788	6	21412	149-496
415-2002-005	46-788	2, 3	21413	149-496	415-0002-055	46-831		21581	149-501
415-0002-006	46-497	4	21412	149-499	415-0002-056	46-788	15, 29	21412	149-496
415-0002-007	46-497	4, 5	21412	149-499	415-0002-057	46-846	7, 15, 16	(21412)	(149-499)
415-0002-008	46-784	4, 5	21544	149-498	415-2002-058	46-825	2, 12, 29	21628	(149-499)
415-0012-009	46-813	1	21413	None	415-0002-059	46-825	2, 12	21628	(149-499)
415-0002-010	46-831	4, 5	21581	149-501	415-0002-060	46-825	29	21628	(149-499)
415-0002-011	46-832	4, 5	21582	149-502	415-2002-061	46-788	8, 10, 11, 12, 13, 30, 32	21412	149-496
415-0002-012	46-788	6	21412	149-496	415-0002-062	46-846		(21412)	(149-499)
415-0002-013	46-788	7	21412	149-496	415-0002-063	46-831		21581	149-501
415-2002-014	46-788	8, 9, 10, 11, 12, 13, 26	21412	149-496	415-0002-064	46-825	4	(21412)	(149-499)
415-0002-015	46-788		21412	149-496	415-0002-065	46-499	28, 31	21412	(149-499)
415-0002-016	46-846	14, 15	(21412)	(149-499)	415-0002-066	46-788		21412	149-496
415-0002-017	46-497		21412	149-499	415-0002-067	46-788	5, 7, 18, 22, 31	21591	149-496
415-0002-018	46-788	11	21412	149-496	415-0002-068	46-788	4	21412	149-496
415-0002-019	46-825	11, 16, 17	21628	(149-499)	415-2002-069	46-825	8, 12, 30, 32, 33, 44	21628	(149-499)
415-0002-020	46-825		21628	(149-499)	415-0002-070	46-825	8, 17, 33, 45	21628	(149-499)
415-0002-021	46-825		21628	(149-499)	415-0002-071	46-497	28, 31	21412	149-499
415-0002-022	46-497		21412	149-499	415-0002-072	46-825	6	21628	(149-499)
415-0002-023	46-784		21544	149-498	415-0002-073	46-788		21412	149-496
415-0012-024	46-813	1	21413	None	415-2002-074	46-788	8, 9, 11, 12, 13, 26, 32, 33	21412	149-496
415-0012-025	46-788		21590	None	415-0002-075	46-788	29, 34	21412	149-496
415-0002-026	46-431		21581	149-501	415-2002-076	46-832	12, 25, 29	21582	149-502
415-0002-027	46-497	4, 18, 19, 20, 22	21591	149-499	415-0002-077	46-497		21412	149-499
415-0002-028	46-832	4, 18, 19, 20, 22	21592	149-502	415-0002-078	46-497	29	21412	149-499
415-0002-029	46-788	21, 22	21412	149-496	415-0002-079	46-825	4, 22	21628	(149-499)
415-0002-030	46-788	21, 22	21412	149-496	415-0002-080	46-846	22	None	(149-499)
415-2002-031	46-788	5, 12, 13, 23	21412	149-496	415-2002-081	46-788	12, 22, 25	21412	149-496
415-0002-032	46-788		21412	149-496	415-0002-082	46-788	21, 32	21412	149-496
415-0002-033	46-788	5	21412	149-496	415-2012-083	46-813	1, 2, 12, 24	21413	None
415-2012-034	46-813	1, 2, 12	21413	None	415-0002-084	46-497	29	21412	149-499
415-0002-035	46-788	5, 15, 18, 19, 21, 22, 24	21592	149-496	415-0002-086	46-788	29	21412	149-496
415-2002-036	46-788	11, 12, 13, 22, 25	21412	149-496	415-0002-087	46-788	8, 10, 25, 26	21412	149-496
415-0002-038	46-788	8, 10, 11, 16, 26, 27, 28	21412	149-496	415-2002-088	46-825	2, 4, 12	21628	(149-499)
415-0002-039	46-853	4	(21412)	(149-499)	415-2012-089	46-788	1, 2, 12, 36	21590	None
415-0002-040	46-788	15	21412	149-496	415-2012-090	46-788	1, 4, 5, 12, 25	21590	None
415-0002-041	46-788	16, 28	21412	149-499	415-0002-091	46-788	7	21412	149-496
415-0002-042	46-497		21412	149-499	415-2002-092	46-788	2, 12, 29, 36	21412	149-496
415-0002-043	46-788	15, 21, 22	21412	149-496	415-2012-093	46-813	1, 2, 12, 14, 15, 29, 37	21413	None
415-0012-044	46-825	1, 21	(21590)	None	415-0002-094	46-788	21, 22	21412	149-496
415-0002-045	46-832	8, 9, 10, 26	21582	149-502	415-2002-095	46-788	2, 12, 29, 34, 37	21412	149-496
415-0002-046	46-788		21412	149-496					
415-0002-047	46-788		21412	149-496					
415-0002-048	46-494	28	(21412)	(149-499)					
415-0002-049	46-716		21544	149-498					
415-0002-050	46-846	4	(21412)	(149-499)					

MODELS	CRANKSHAFT	NOTES	REPL. ENGINE *	SHORT BLOCK	MODELS	CRANKSHAFT	NOTES	REPL. ENGINE *	SHORT BLOCK
415-0002-096	46-494	1, 4, 5, 21	(21412)	(149-499)	415-0002-153	46-788	4, 52	21591	149-496
415-0002-097	46-788		21590	None	415-2002-154	46-788	12, 22, 29, 50	21591	149-496
415-0002-098	46-856	18, 22, 29, 38	See Note 46	None	415-0002-155	46-788	21, 22, 29	21591	149-496
415-2002-099	46-411	2, 4, 12, 39	See Note 46	None	415-0002-156	46-788		21591	149-496
415-0002-100	46-788	40	21412	149-496	415-0002-157	46-813	1	(21412)	(149-496)
415-0012-101	46-788	1, 7	21590	None	415-0002-158	46-832	29, 49	21582	149-502
415-0002-102	46-832	8, 9, 10, 26	21582	149-502	415-0002-159	46-788	29, 49	21412	149-496
415-2002-103	46-832	8, 9, 10, 12, 26	21582	149-502	415-0002-160	46-788	14, 29, 41	21413	149-496
415-0002-104	46-497	29	21412	149-499	415-0002-161	46-788	47, 49	21413	149-496
415-0002-105	46-497	4	21412	149-499	415-0002-162	46-788	47	21412	149-496
415-0002-106	46-825	29	21628	(149-499)	415-2002-163	46-856	16, 22, 38	See Note 46	None
415-0002-107	46-825	29	21628	(149-499)	415-2012-164	46-788	1, 12, 13, 14, 29, 50	21590	None
415-0002-108	46-825	4	21628	(149-499)	415-0002-165	46-788		21412	149-496
415-0002-109	46-825		21628	(149-499)	415-0002-166	46-788	56	21412	149-496
415-2012-110	46-813	1, 8, 12, 30, 32, 33, 44	21413	None	415-0002-167	46-788	16, 19, 41, 48, 49, 51	21591	149-496
415-0002-111	46-788	15, 22, 29, 53	21412	149-496	415-0002-168	46-788	22, 53	21412	149-496
415-0002-112	46-846	15	(21412)	(149-499)	415-0002-169	46-825	22, 29, 53	21628	(149-496)
415-0002-113	46-788	14, 29, 37	21412	149-496	415-0002-170	46-788	14, 22, 29, 53	21412	149-496
415-0002-114	46-832		21582	149-502	415-0002-171	46-788	8, 17, 33	21412	149-496
415-0002-115	46-788	29	21412	149-496	415-0002-172	46-788	54	21412	149-496
415-2002-116	46-788	2, 12, 29	21412	149-496	415-0002-173	46-832	8, 17, 33	21582	149-502
415-0012-117	46-788	1, 29	21590	None	415-0002-174	46-497	48, 49, 51	21412	149-499
415-2002-118	46-788	2, 12, 29	21412	149-496	415-0002-175	46-499		21412	149-499
415-0002-119	46-788	21, 22, 29	21412	149-496	415-0002-176	46-832		21582	149-502
415-0002-120	46-788	29	21412	149-496	415-2002-177	46-788	8, 12, 48, 49	21412	149-496
415-0002-121	46-784	2, 4, 5, 12	21544	149-498	415-0002-178	46-788	47	21412	149-496
415-0002-122	46-784	4, 5	21544	149-498	415-0002-179	46-868	8, 18, 22, 36, 48, 49	See Note 46	None
415-0002-123	46-868	18, 22, 38	See Note 46	None	415-0002-180	46-788	47	21412	149-496
415-0002-124	46-788	14, 41	21412	149-496	415-0002-181	46-788	47, 49, 55, 29	21412	149-496
415-0002-125	46-497	29, 42	21412	149-499	415-0002-182	46-825	4, 8, 48, 49	21628	(149-496)
415-0002-126	46-788	16, 22	21591	149-496	415-0002-183	46-832		21582	149-502
415-1002-127	46-788	16, 22, 43	21591	149-496	415-2010-184	46-825	1, 12, 25, 29	(21590)	None
415-2002-128	46-788	2, 6, 12	21412	149-496	415-0002-185	46-813	1, 8, 48, 49	21413	None
415-0002-129	46-788	29, 41	21412	149-496	415-2012-186	46-813	1, 8, 10, 12, 30	21413	None
415-0002-130	46-788	4, 18, 19, 20, 22	21591	149-496	415-0002-187	46-825	47	21628	(149-499)
415-2002-131	46-788	2, 12, 18, 22	21591	149-496	415-0002-188	46-825	4, 5	21628	(149-499)
415-0002-132	46-832	22, 24	21582	149-502	415-0002-189	46-825	22, 29, 53	21628	(149-499)
415-0002-133	46-422	39, 47	21412	149-497	415-2002-190	46-497	4, 8, 12, 48, 49	21412	149-499
415-0002-134	46-497		21412	149-499	415-0002-191	46-788	8, 48, 49	21412	149-496
415-0002-135	46-825	8, 48, 49	21628	(149-499)	415-0002-192	46-788	15, 49, 52, 55	21412	149-496
415-0012-136	46-788	1, 8, 48, 49	21590	None	415-2012-193	46-813	1, 12, 13, 29, 50	21413	None
415-2012-137	46-788	1, 8, 12, 48, 49	21590	None	415-2002-194	46-788	12, 49	21412	149-496
415-2002-138	46-788	12, 22, 50	21591	149-496	415-0002-195	46-788	8, 14, 48, 49	21412	149-496
415-0002-139	46-825	8, 48, 49	21628	(149-499)	415-0012-196	46-813	1, 8, 14, 48, 49	21413	None
415-2002-140	46-825	12, 13, 22, 29, 50	21628	(149-499)	415-0002-197	46-832	8, 48, 49	21582	149-502
415-2002-141	46-825	12, 13, 22, 29, 50	21628	(149-499)	415-2002-198	46-788	12, 22, 24, 50	21412	149-496
415-2002-142	46-825	8, 13, 48, 49	21628	(149-499)	415-0002-199	46-832	4, 5	21582	149-502
415-0002-143	46-494	8, 48, 49	(21412)	(149-499)	415-0012-200	46-813	1, 8, 48, 49	21413	None
415-0002-144	46-832	48, 49, 51	21582	149-502	415-5002-201	46-825	29, 57, 58	(21623)	None
415-0002-145	46-497	47, 49	21412	149-499	415-0002-202	46-788	47	21412	149-496
415-0002-146	46-497	8, 48, 49	21412	149-499	415-0002-203	46-825		21628	(149-499)
415-0002-147	46-788		21591	149-496	415-0012-204	46-813	1	21413	None
415-0002-148	46-788	8, 17, 18, 22, 33	21591	149-496	415-5002-205	46-825	29, 57, 58	(21623)	None
415-0002-149	46-788	47	21591	149-496					
415-0002-150	46-788	8, 48, 49	21591	149-496					
415-0002-151	46-788	8, 9, 22	21591	149-496					
415-0002-152	46-788	7, 18, 22, 49, 52	21591	149-496					

MODELS	CRANKSHAFT	NOTES	REPLACEMENT ENGINE	SHORT BLOCK	MODELS	CRANKSHAFT	NOTES	REPLACEMENT ENGINE	SHORT BLOCK
415-0002-206	46-788	14, 29, 41	21412	149-496	415-5002-244	46-788	26, 33, 51 58, 61, 62	21632	None
415-0002-207	46-788	29	21412	149-496	415-0002-245	46-497	29, 58	21631	None
415- 208	Never Released				415-5002-246	46-494	26, 33, 51 58, 61, 62	See Note 46	None
415- 209	Never Released				415-0002-247	46-825	29	21628	149-499
415-0002-210	46-788	2, 12, 60	21412	149-496	415-0002-248	46-825	4, 29, 58	21628	None
415-0002-211	46-825	47, 49	21628	(149-499)	415-0002-249	46-452	8, 14, 33, 58, 61, 62	See Note 46	None
415-0002-212	46-788	24, 29, 49	21412	149-496	415-0002-250	46-788	7, 69	21591	149-496
415-0002-213	46-788	17, 29	21412	149-496	415-0002-251	46-825	18, 29, 65	See Note 46	None
415-0002-214	46-788	7, 29	21412	149-496	415-0002-252	46-920	4, 8, 49, 49	See Note 46	(149-499)
415-0002-215	46-788	4, 29, 54	(21412)	149-499	415-0002-253	46-497	4, 8, 29, 49	21631	149-499
415-0002-216	46-904	48, 49, 51	21631	149-499	415-0002-254	46-497	8, 33, 58, 62, 69, 70	See Note 46	None
415-0002-217	46-497	58			415-0002-255	46-788	55	21412	149-496
415-5002-218	46-497	52, 57, 58	21632	None	415-0002-256	46-788	4, 18, 22, 65	See Note 46	None
415-0002-219	46-825	8, 48, 49, 58	21628	(149-499)	415-0002-257	46-497	54, 68, 67	21631	149-499
415-0002-220	46-497	58	21412	149-499	415-0002-258	46-788	59	21412	149-496
415-0002-221	46-788	29, 53, 58	21412	149-496	415-0002-259	46-788	69	21412	149-496
415-0002-222	46-825	4, 58	21628	(149-499)	415-0002-260	46-497	8, 48, 49	21412	149-499
415-0002-223	46-788	29, 57, 58	21632	None	415-0002-261	46-494	11, 71	(21412)	(149-499)
415-0002-224	46-825	8, 48, 49	21628	(149-499)	415-0002-262	46-497	4, 29	21412	149-499
415-0002-225	46-825	4, 8, 48, 49	21628	(149-499)	415-0002-263	46-494	29, 49	(21412)	149-499
415-0002-226	46-497	4, 48, 49	21412	149-499	415-0002-266	46-487		21412	149-499
415-0002-227	46-788	8, 48, 49, 58	21412	149-496	415-0002-271	46-788	48	21412	149-499
415-0002-228	46-788	4, 58	21412	149-496	415-0002-272	46-497	4, 48		
415-0002-229	46-497	8, 48, 49, 58	21412	149-499	415-0002-274	46-497	4	21412	149-499
415-0002-230	46-788	8, 14, 41, 49	21412	149-496	415-0002-275	46-788		21412	149-499
415-0002-231	46-825	29, 53, 58	21628	(149-499)	415-0002-820	46-886	59	(21412)	(149-499)
415-0002-232	46-825	7, 29, 58	21628	(149-499)	415-0002-822	46-887	59	21412	149-499
415-0002-233	46-497	49	21412	149-499	415-0002-835	46-886	8, 48, 49, 59	(21412)	(149-499)
415-0002-234	46-788	63, 64	See Note 46	149-496	415-0002-839	46-886	8, 48, 49, 59	(21412)	(149-499)
415-0002-235	46-788	8, 18, 22, 48, 49	21591	149-496	415-2002-840	46-886	12, 13, 22, 29, 50, 59	(21412)	(149-499)
415-0002-236	46-788	4, 29, 49, 55	21591	149-496	415-2002-841	46-886	12, 13, 22, 29, 50, 59	(21412)	(149-499)
415-5002-237	46-825	26, 33, 51, 58, 61, 62	See Note 46	None	415-2002-842	46-886	8, 12, 48, 49, 59	(21412)	(149-499)
415-5002-238	46-788	26, 33, 51, 58, 61, 62	See Note 46	None	415-0002-845	46-887	47, 49, 59	21412	149-499
415-0012-239	46-857	8, 18, 48, 65, 66, 67	See Note 46	None	415-0002-846	46-887	8, 48, 49, 59	21412	149-499
415-5002-240	46-497	26, 33, 51, 58, 61, 62	21632	None	415-2002-859	46-886	2, 12, 59	(21412)	149-499
415-0002-241	46-497	29, 49	21412	149-499	415-2002-869	46-886	8, 12, 30, 32, 33, 44, 59	(21412)	(149-499)
415-0002-242	46-904	8, 10, 48, 49	21591	149-499	415-0002-877	46-807	39	21412	149-499
415-5002-243	46-825	26, 33, 51, 58, 61, 62	See Note 46	None					

#### 415-0002-000 SERIES NOTES

- Note 1 Use 6-426-500 Camshaft, 220-5-500 Pump Ass'y, 158-53 Line, 18-44 Base Ass'y, 94-170-990 Seal Oil, 22-717-500 Block.
- Note 2 Use 259-361-500 Housing Ass'y (Blower).
- Note 3 Use 265-206-500 Starter Ass'y (Impulse), 265-106-500 Cup Ass'y.
- Note 4 Use 83-10-500 Flywheel.
- Note 5 Use (2) 69-23 Breather Elbow, (2) 69-69 Sleeve, 158-68 Tube Breather, (2) 69-269 Connector, 39-747-890 Carburetor.
- Note 6 Use 69-306 Air Horn, (2) 258-105 Screw (Air Horn to Carburetor), 2-219-500 Air Cleaner, (2) 94-11 Gasket, 258-72 Screw, 94-13 Gasket, 183-66 Nut, 26-95 Bracket (Carburetor).
- Note 7 Use 259-561-500 Engine Shroud, 258-160 Screw.
- Note 8 Use 1-53 Carburetor Adaptor, 94-69 Gasket, 258-190 Screw, (2) 183-29-500 Nut, 94-31 Gasket, (2) 258-284-500 Screw, 69-123 Connector, 159-73 Link Carburetor, (2) 94-13 Gasket, 900-340 Adaptor, 2-144 Body Air Cleaner, (2) 258-902 Screw, 2-225 Element.
- Note 9 Use 259-738-500 Shroud Decorative, 259-588-500 Housing.
- Note 10 Use 39-874-500 Carburetor, 259-375 Shroud Carburetor.
- Note 11 Use 170-18-500 Muffler.
- Note 12 Use 265-250-500 Impulse Starter, 265-246-500 Cup, 1-97 Adaptor, 304-618 Spacer, 257-98 Screen, 183-254 Nut Barrel.
- Note 13 Use 26-668 Bracket Remote Release, 81-13 Clamp, (2) 258-936-500 Screw & L'Washer Ass'y, 258-957-500 Screw.

- Note 14 Use 45-190-500 Oil Gauge.  
 Note 15 Use 307-31-500 Cable.  
 Note 16 Use 121-10 Knob (Speed Control), 258-41-500 Screw & L'Washer, 304-12 L'Washer.  
 Note 17 Use 259-379-500 Housing, 277-388-500 Tank Ass'y, (2) 26-351-500 Strap (Fuel Tank), (2) 258-185-500 Screw & L'Washer Ass'y, (2) 183-53 Nut, 259-725 Shroud Decorative.  
 Note 18 Use 6-424-500 Camshaft Ass'y, 220-5-500 Oil Pump, 158-53 Oil Line.  
 Note 19 Use 233-136-500 Chrome Ring Set. See Service Bulletin No. 4 for Installation Instructions.  
 Note 20 Use 2-215-500 Air Cleaner Ass'y, 183-246 Nut Wing, 45-408-500 Cover (Air Cleaner), 2-174 Element (Air Cleaner), 2-170 Base (Air Cleaner), 94-13 Gasket (Air Cleaner to Adaptor), 304-614 Adaptor (Air Cleaner), 69-5 Connector, (2) 258-902 Screw, 158-66 Tube Breather, 69-269 Connector (Breather Tube), 69-23 Elbow, 69-69 Mandrel Hose Retaining.  
 Note 21 Use 277-84-500 Tank Ass'y, 259-247 Shroud, 69-6 Connector.  
 Note 22 Use 22-718-500 Block Ass'y.  
 Note 23 Use 277-388-500 Tank & Housing Ass'y, 293-37 Valve Fuel Shut-off.  
 Note 24 Use 69-306 Air Horn, 900-340 Adaptor (If 1-98 Carburetor Adaptor is used 900-340 not required), (2) 94-13 Gasket, (2) 258-902 Screw, 94-31 Gasket, 258-275-500 Screw & L'Washer Ass'y, 2-219-500 Air Cleaner Ass'y, (2) 94-11 Gasket, 258-72 Screw, 183-66 Nut Wing.  
 Note 25 Use 277-225-500 Tank & Housing Ass'y, 259-247 Shroud Carburetor, 69-6 Connector.  
 Note 26 Use 277-389-500 Tank, (2) 26-573 Bracket, (2) 258-718-500 Screw & L'Washer Ass'y, 45-357-500 Cap Fuel.  
 Note 27 Use 259-387-500 Housing, 259-725 Shroud Decorative.  
 Note 28 Use 69-18 Elbow (Muffler 90°), 183-37 Nut (Muffler Lock).  
 Note 29 Use 31-4 Primer Bulb Kit, 39-953-500 Carburetor, 26-681 Slide Ass'y.  
 Note 30 Use 259-380-500 Housing, 277-388-500 Tank, 26-351-500 Strap Tank, 183-53 Nut, 258-185-500 Screw, 259-738-500 Shroud Decorative.  
 Note 31 Use 216-25 Plug (Oil Drain).  
 Note 32 Use 81-166 Clamp (High Tension Lead), 304-88 Washer, 258-6-500 Screw.  
 Note 33 Use 31-4 Primer Bulb Kit, 39-956-500 Carburetor, 26-681 Slide Ass'y, 259-375 Shroud Carburetor.  
 Note 34 Use 18-127-500 Base, 257-102-500 Screen, 258-107 Screw, 94-81 Gasket, 910-23 Oil Filler Cap.  
 Note 35 Use 259-752-500 Housing, 259-753-500 Shroud Decorative.  
 Note 36 Use 259-562-500 Shroud.  
 Note 37 Use 45-424-500 Cap & Fuel Gauge.  
 Note 38 Use 18-125-500 Base Ass'y, 20-53 Bearing Base, (7) 258-257-500 Screw Base, 45-291 Cap Oil Filler, 304-163 Thrust Washer (Crankshaft), 158-423 Line Oil Pump Pick Up.  
 Note 39 Use 18-117-500 Base, 94-172-990 Oil Seal (Base).  
 Note 40 Use 18-127-500 Base, 257-103-500 Screen, 258-985 Screw, 910-23 Oil Filler Cap, 94-81 Gasket Oil Cap.  
 Note 41 Use 293-37 Valve Fuel Shut-off.  
 Note 42 Use 69-49 Horn (Air), 158-66 Tube Breather, 69-23 Elbow, 69-269 Connector (Breather Tube), (2) 258-105 Screw, 2-219-500 Air Cleaner, (2) 94-111 Gasket, 258-72 Screw, 94-13 Gasket, 183-66 Nut (Wing), 26-95 Bracket Remote Control, 900-340 Adaptor (Air Horn to Carburetor).  
 Note 43 Use 259-391-500 Housing & Tank Ass'y, 219-17 Pulley (Starting), 257-25 Screen (Rotating), 246-13-500 Rope (Starting).  
 Note 44 Use Notes 9 & 26 in place of Note 30 on 415-2002-069 below serial number 11223694 and also on 415-2012-110 below serial number 11161617.  
 Note 45 Use Notes 26 & 27 in place of Note 17 on 415-0002-070 below serial number 11227359.  
 Note 46 Order replacement engine by complete model number.  
 Note 47 Use 39-987-500 Carburetor, 1-109-500 Adaptor Carburetor to Block, 94-30 Gasket Carb. to Adaptor, 24-13 Stud, 258-190 Screw, (2) 183-29-500 Nut & L'Washer, (2) 258-284-500 Screw Ass'y Adaptor to Block, 94-31 Gasket Adaptor to Block, 159-14 Link Governor, 263-393 Spring Air Valve to Post, 259-767 Shroud Carburetor, 258-1004 Screw Shroud, 121-233 Control Knob Kit, 31-4 Primer Bulb Kit, 2-144 Body Air Cleaner, 45-381 Cover Air Cleaner, 263-410 Spring Governor (Throttle Shaft).  
 Note 48 Use 39-966-500 Carburetor, 259-788 Shroud Carburetor, 31-4 Primer Bulb Kit, 26-681 Slide Ass'y.  
 Note 49 Use 259-779 Housing & Tank Kit with Fuel Indicator, 134-12-500 Fuel Indicator Ass'y, (2) 258-1003 Screw Fuel (Indicator), 94-630-990 Gasket Fuel Indicator to Housing.  
 Note 50 Use 277-493-500 Tank Ass'y with Fuel Indicator Ass'y, 134-14-500, (2) 258-1003 Screw Fuel (Indicator), 94-630-990 Gasket Fuel Indicator to Housing, 259-247 Shroud Carburetor, 159-18 Governor Link and 69-6 Connector Fuel Tank.  
 Note 51 Use 1-53 Carburetor Adaptor, 24-13 Stud Adaptor, 94-69 Gasket, 258-190 Screw, (2) 183-29-500 Nut, 94-31 Gasket, (2) 258-284-500 Screw, 159-13 Link Governor, (2) 94-13 Gasket, 304-614 Spacer Air Horn, 69-281 Connector, 2-144 Body Air Cleaner, (2) 258-902 Screw, 45-304 Cover Valve Chamber, 69-23 Elbow Valve Chamber Cover, 158-74 Tube Breather, 69-69 Mandrel Hose Retaining, 69-269 Connector Breather Tube.  
 Note 52 Use 39-972-500 Carburetor, (2) 69-23 Elbow, (2) 69-69 Mandrel Hose Retainer, 158-66 Tube Breather, (2) 69-269 Connector Breather, 259-784 Shroud Carburetor, 31-4 Primer Bulb Kit, 26-681 Slide Ass'y.  
 Note 53 Same as Note 50 except use 277-497 Tank Ass'y with Fuel Indicator 134-14-500.  
 Note 54 Use 45-66 Cover Spark Plug.  
 Note 55 Use 910-35 Air Horn, 900-340 Adaptor, (2) 94-13 Gasket, (2) 258-947 Screw, 2-219-500 Air Cleaner Ass'y, 94-11 Gasket Air Horn, 258-72 Screw Air Cleaner, 183-66 Wing Nut.  
 Note 56 Use 259-379-500 Housing, 277-487-500 Tank Ass'y, (2) 26-351 Strap, (2) 258-185-500 Screw & L'Washer Ass'y, (2) 183-53 Nut, 259-784 Shroud Carburetor.  
 Note 57 Use 22-850-500 Block Ass'y, 83-117-500 Flywheel, 107-38 Air Vane, 259-799-500 Housing Ass'y, 259-247 Shroud Carb., 259-804-500 Shroud Housing, (4) 183-58 Nut Push Recoil Studs, 134-12-500 Fuel Indicator, (2) 258-1003 Screw, 94-630-990 Gasket, 219-174-500 Cap & Screen Starting, 246-2 Rope Starting, see exploded view page 4 following basic parts list for Electra-Start components.  
 Note 58 Use 6-492-500 Camshaft EZ Pull.  
 Note 59 Use 6-421-500 Camshaft on 800 variation numbers.  
 Note 60 Use 259-792 Deflector Muffler, 304-377 Washer, 258-6-500 Screw.



- Note 61 Use 22-850-500 Block, 83-118-500 Flywheel, 107-38 Air Vane, 259-812-500 Housing, 259-811-500 Shroud Ass'y (Housing), 26-735 Strap (Battery), 183-25-500 Nut (Battery Strap), (4) 183-25-500 Nut (Recoil Studs), (4) 183-58 Nut Acorns (Recoil Studs), 268-34-500 Magneto Ass'y (Complete), 264-71-990 Motor Starting, 307-370-500 Wire Ass'y (Shorting), 266-64-500 Switch & Key Ass'y, 148-48 Key (Switch), 19-5-500 Battery. See page 4 for starter motor components.
- Note 62 Use 219-174-500 Cup (Starting), 246-2 Rope (Starting), 45-469 Cover (Starter Cup).
- Note 63 Use 259-809-500 Housing Ass'y (Blower), 277-3-500 Tank Ass'y, (2) 26-168 Strap (Tank), (2) 183-53 Nut, (2) 258-185-500 Screw & L/Washer.
- Note 64 Use 2-224 Body (Air Cleaner), 94-458 Gasket, 2-223 Cup (Air Cleaner), 2-225 Element, (2) 304-669 Spacer, 45-470-500 Cover Ass'y (Air Cleaner).  
Use 216-1 Plug.
- Note 65 Use 121-172-500 Base & Bearing Ass'y, 106-30 Gear PTO Shaft, 6-500 Shaft PTO, (2) 203-13 Drive Pin, (3) 304-164 Washer Thrust, 94-179 Seal-Oil, 94-172-990 Seal-Oil, (7) 258-257-500 Screw & L/Washer Ass'y, 45-291 Cap Oil Filler.
- Note 67 Use 259-813-500 Housing & Tank Ass'y.
- Note 68 Use 2-223 Cup, 2-225 Element, 45-470-500 Cover, 94-13 Gasket, 2-224 Body Air Cleaner.
- Note 69 Use 45-470-500 Cover-Air Cleaner.
- Note 70 Same as Note 61 Except use 259-837-500 Shroud instead of 259-811-500, 26-742 Bracket Motor Support.
- Note 71 Use 2-9-500 Air Cleaner, 910-35 Air Horn.

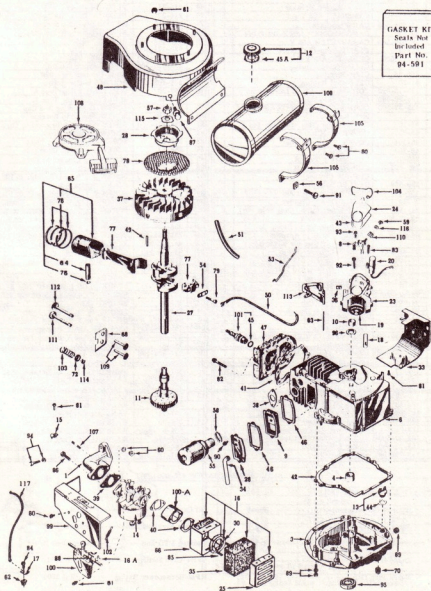




# BASIC PARTS LIST

415-0004-000

SEC. II DIVISION 1962  
ISSUED MARCH, 1975



GASKET KIT  
Seals Not  
Included  
Part No.  
94-591

CLINTON ENGINES CORPORATION

MAQUOKETA, IOWA

Printed in U.S.A.

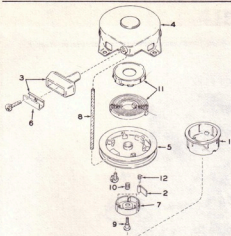
**BASIC PARTS LIST**

Ref. No.	Part No.	Description	Qty.	Ref. No.	Part No.	Description	Qty.
1	1-53	ADAPTOR-Carburetor	1	63	203-91	PIN-Pivot (Air Vane Gov.)	1
3	18-45-500	BASE ASSY-Engine	1	64	203-65	PIN-Wrist	1
4	20-58	BEARING-Block	1	65	204-13-500	PISTON ASSY-Std.	1
5	20-59	BEARING-Base (Not Illustrated)	1		206-13-500	PISTON ASSY-.010	1
6	22-718-500	BREAK NG-Base (Not Illustrated)	1		207-13-500	PISTON ASSY-.020	1
8	135-7-500	BREAKER POINTS ASSY	1	66	2-144	PLATE-Air Cleaner	1
9	29-32-500	BREATHER ASSY	1	68	215-136	PLATE-Valve Spring	1
10	157-29	CAM-Magneto Breaker	1	69	216-24	PLUG-Oil Drain (Side)	1
11	6-423-500	CAMSHAFT ASSY	1	70	216-22	PLUG-Oil Drain (Bottom)	1
12	45-504-500	CAP-Fuel Tank	1	72	304-135	RETAINER-Valve Spring	2
13	45-170	CAP & GASKET ASSY-Oil Filter	1	75	232-41	RING-Retainer (Wrist Pin)	2
14	39-874-500	CARBURETOR ASSY	1	76	233-112-500	RING SET-Std.	1
15	81-13	CLAMP-Remote Control	1		235-131-500	RING SET-.010	1
16	2-177-500	CLAMP ASSY-Air	1		237-121-500	RING SET-.020	1
16A	81-71	CLIP-Spring Adjust	1		233-136-500	RING-Chrome Set, Std.	1
17	266-26	CLIP-Shorting	1		237-136-500	RING-Chrome Set, .010	1
18	81-20	CLIP-Coil Holding	1	77	245-102-500	ROD ASSY-Connecting	1
19	135-13-990	COIL-Magneto (W/O Lamination)	1	78	257-30	SCREEN-Rotating Type A	1
20	135-29-990	CONDENSER-Magneto	1		257-25	SCREEN-Rotating Type B	1
23	135-37-500	CORE & BREAKER BOX ASSY	1	79	258-9	SCREW-Connecting Rod Cap	2
		Incl. Ref. No. 18		80	258-199	SCREW-Shroud to Bracket	2
24	45-15	COVER-Dust (Mag. Breaker Pts.)	1	81	258-036-500	SCREW-Shroud & Bracket to Carb.	5
25	45-337	COVER-Air Cleaner	1	82	258-68	SCREW-Cylinder Head	8
26	45-304	COVER-Valve Chamber	1	83	258-299	SCREW-Condenser to Plate	1
27	45-788	CRANKSHAFT	1	84	258-83	SCREW-Insulation Grommet	1
28	265-10	CUP-Startier Type A	1	85	258-902	SCREW-Air Cleaner to Carb.	2
	265-277	CUP-Startier Type B	1	86	258-85	SCREW-Carb. to Adaptor	1
30	2-223	CUP-Air Cleaner	1	87	258-280-500	SCREW & L WASHER-Hsg. to Bk.	2
33	259-358	DEFLECTOR-Air	1	88	258-374	SCREW-Spring Adj.	1
34	158-415	ELBOW-Breather Tube	1	89	258-254-500	SCREW & L WASHER-Base to Bk.	7
35	2-225	ELEMENT-Air Cleaner	1	90	258-82-500	SCREW & L WASHER-Vlv. Chamber	2
36	94-189	FELT-Lubrication (Cam Follower)	1	91	258-185-500	SCREW & L WASHER-Tank Strap	2
37	83-12-500	FLYWHEEL ASSY	1	92	258-108-500	SCREW & L WASHER-Lam. to Bk.	2
38	94-31	GASKET-Adaptor to Block	1	93	258-297-500	SCREW & L WASHER-Breaker Pts.	1
39	94-39	GASKET-Carb. to Adaptor	1	94	258-284-500	SCREW & L WASHER-Adpt. to Bk.	2
40	94-13	GASKET-Air Cleaner to Carb.	3	95	94-178-990	SEAL-Oil (Engine Base)	1
41	94-48-990	GASKET-Cylinder Head	1	96	94-178-990	SEAL-Oil (Block)	1
42	94-107	GASKET-Base (.015 Thick)	1	99	259-765	SHROUD ASSY-Carburetor	1
	93-107	GASKET-Base (.010 Thick)	1	100	26-657-500	SLIDE ASSY	1
43	94-241	GASKET-Breaker Points	1	100A	900-340	SPACER-Air Cleaner	1
44	94-82	GASKET-Filler Cap	1	101	267-28-500	SPARK PLUG & GASKET ASSY	1
45	94-92-990	GASKET-Spark Plug	1	102	263-69	SPRING-Extension (Speed Reg.)	1
46A	94-275	GASKET-Fuel Cap	1	103	263-92	SPRING-Valve	2
46B	94-103	GASKET-Valve Chamber	1	104	263-10	SPRING-Breaker Box Cover	1
	94-991	GASKET KIT	1	105	26-351	STRAP ASSY-Fuel Tank	1
47	122-8	HEAD-Cylinder	1	106	205-29-500	STARTER ASSY-Recall Type A	1
48	259-379-500	HOUSING & BRACKET ASSY-Blv.	1	105	265-280-500	STARTER ASSY-Recall Type B	1
49	148-4	KEY-Flywheel	1	107	24-18	STUD-1 4-28x1 (Carb. Adaptor)	1
50	307-357-990	LEAD-Hi Tension-Magneto	1	108	277-525-500	TANK ASSY-Fuel	1
51	159-25	LINE-Flexible (Fuel)	1	109	278-5	TAPPET-Valve	2
53	159-73	LINK-Air Vane	1	110	307-230	TERMINAL-Jamitie Breaker Pts.	1
54	148-13	LOCK-Connecting Rod Screws	1	111	291-8-990	VALVE-Exhaust	1
	268-6-500	MAGNETO ASSY	1		292-20-990	VALVE-Exhaust .010 Oversize	1
55	170-159-500	MUFFLER	1	112	291-9-990	VALVE-Intake	1
56	183-53	NUT-Fuel Tank Straps	2		292-7	VALVE-Intake .010 Oversize	1
57	183-98-990	NUT-Hex 1 3/20 (Startier Cup)	1	113	107-34	VANE-Air Governor	1
58	183-37	NUT-Lock Muffler	1	114	304-90	WASHER-Valve (Valve Keeper)	2
59	183-21	NUT-Terminal Condenser Lead	1	115	304-5	WASHER-Startier Cup Type A	1
60	183-29-500	NUT & L WASHER-Carb. to Adpt.	2		304-132	WASHER-Flat Type B	1
61	183-25-500	NUT & L WASHER	4	116	304-290	WASHER-Terminal Condenser Lead	1
62	183-259-990	NUT-Insulation	1	117	307-120-500	WIRE ASSY-Shorting	1

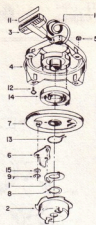
**SERVICE INFORMATION 415-0004-000**

Type of Carburetion-----	Float	Oil Capacity -----	1 Pint
Bore-----	2-3/8"	Bearing Flywheel End -----	Bronze
Stroke-----	1-7/8"	Bearing PTO End -----	Aluminum
Cubic Inch Displacement -----	8.3	Valve Lash Setting -----	.009 to .011
Spark Plug Gap -----	.025 to .028	RPM-Horsepower Rating -----	3-1/2 @ 3800
Point Setting -----	.018 to .021	Block Construction -----	Die Cast Aluminum With Cast Iron Sleeve

RECOIL STARTER 265-280-500



RECOIL STARTER 265-28-500

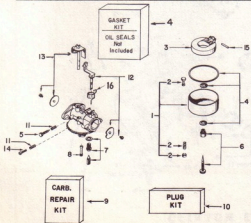


Ref. No.	Part Number	Description	Qty.
1	265-277	CUP-Startier	1
2	157-505	DOG-Startier	1
3	121-6-500	HANDLE-Startier	1
4	124-210-500	HOUSING ASS'Y	1
5	219-186-500	PULLEY ASS'Y	1
6	136-141	REINFORCEMENT	1
7	232-213	RETAINER-Dog	1
* 8	246-7	ROPE	1
9	258-1103	SCREW	1
10	263-456	SPRING-Brake	1
11	265-278-500	SPRING & CUP ASS'Y	1
12	263-459	SPRING-Dog	3

\* Required Length Rope Can Be Cut From Bulk 150' Roll Part No. 246-38

Ref. No.	Part Number	Description	Qty.
1	157-2	ACTUATOR	1
2	265-10	CUP-Startier	1
3	121-6	HANDLE	1
4	124-6-500	HOUSING-Incl. Recoil Spring	1
5	183-23-500	NUT & L'W ASS'Y	4
6	157-129-500	PAWL & PIN ASS'Y	1
7	219-28-500	PULLEY ASS'Y	1
8	232-147	RING-Retaining	1
9	232-35	RING-Retaining	1
10	246-7	ROPE	1
11	136-2	INSERT-Handle	1
12	258-191	SCREW-Pan Head	4
13	263-133	SPRING-Actuator	1
14	263-79	SPRING-Recoil	1
15	304-320	WASHER	1

CARBURETOR LMG 176 39-874-500 & 39-956-500



Ref. No.	Part No.	Description	Qty
1.	25-16-500	BOWL & DRAIN ASS'Y	1
2.	39-909	DRAIN ASS'Y	1
3.	82-2-500	FLOAT & LEVER ASS'Y	1
4.	* 39-928	GASKET KIT	1
5.	* 181-2	NEEDLE-Idle Adj.	1
6.	* 181-5-500	NEEDLE-Power Adj.	1
7.	* 293-30-500	NEEDLE & SEAT ASS'Y	1
8.	** 182-37	NOZZLE	1
9.	39-910	REPAIR KIT	1
10.	39-938	PLUG KIT	1
11.	263-82	SPRING-Idle Needle & Throttle Stop Screw	2
12.	6-446	CHOKE SHAFT KIT	1
13.	6-452	THROTTLE SHAFT KIT	1
	6-496	THROTTLE SHAFT KIT	1
14.	258-60	SCREW-Throttle Stop	1
15.	* 6-195	SHAFT-Float Hinge	1
16.	263-165	SPRING-Choke Return	1

\* Indicates Parts In Repair Kit

\*\* If Original Main Nozzle Was Removed Replace With Service Nozzle Only

# Clinton MODEL VARIATIONS

## 415-0004-000

SEC. II DIVISION 1962  
ISSUED MARCH 1975

The adaptation of Clinton Engines to a wide variety of uses, results in what is known as Model Variations. Following is a list of Models produced to date. Opposite each Engine Model listed are the Part Numbers required in addition to or in place of standard parts. Refer to Basic Parts List for parts not listed in the Model Variations. For replacement engine to fit special applications, external part change may be required.

ENGINES AND SHORT BLOCKS MARKED WITH A ( ) INDICATES CRANKSHAFT CHANGE  
See Page C of this Manual on "How to Identify Your Clinton Engine."

MODELS	CRANKSHAFT	NOTES	REFL. ENGINE #	SHORT BLOCK	MODELS	CRANKSHAFT	NOTES	REFL. ENGINE #	SHORT BLOCK
415-0004-001	46-825		(21412)	(149-499)	415-0004-020	46-497	2, 13	21412	(149-499)
415-0004-003	46-832		(21412)	(149-499)	415-0004-021	46-494		(21412)	(149-499)
415-0004-004	46-832	1, 2, 3	21582	149-502	415-0004-022	46-825		21628	149-499
415-0004-006	46-497	2	21412	149-499	415-0004-023	46-832	3	21582	149-502
415-0004-008	46-784		21544	149-498	415-0004-024	46-825	3	21628	149-499
415-0014-007	46-813	4, 23	21413	None	415-0004-025	46-407	3, 8	21412	(149-499)
415-0014-008	46-788	4, 23	21990	None	415-0004-026	46-494	14	(21413)	(149-499)
415-0001-009	46-831		21581	149-501	415-0004-027	46-783	15, 16, 25	None	None
415-0004-010	46-497	2, 3, 5, 6, 7, 24	21991	None	415-0004-028	46-789		None	(149-499)
415-0004-011	46-832	2, 3, 5, 6, 7, 24	21592	None	415-0004-029	46-497	1, 2, 3	21412	149-499
415-0004-012	46-497	8	21412	149-499	415-0004-030	46-825	1, 17, 18, 24	21591	None
415-0004-013	46-497	8, 9	21412	149-499	415-0004-031	46-494	8	(21412)	(149-499)
415-0001-014	46-825	2, 3	21628	(149-499)	415-0004-032	46-497	8	21412	149-499
415-0004-015	46-497	2, 10, 22	21647	None	415-0004-033	46-825		(21412)	(149-499)
415-0014-016	46-494	2, 10, 22	21646	None	415-0004-034	46-920	3, 8	(21412)	(149-499)
415-0004-017	46-932	8, 9, 11, -500	21649	None	415-0004-035	46-932	7, 12, 19, 22, 26	None	None
415-0004-019	46-497	3	21412	149-499	415-0004-036	46-788	21	21590	(149-499)
					415-0004-037	46-497	3, 22	21412	149-499
					415-0004-038	46-788	16	21590	(149-499)

### 415-0004-000 SERIES NOTES

- Note 1 Use 18-45-500 Base.
- Note 2 Use 158-65 Tube-Breather, 69-269 Connector, 69-23 Elbow, 69-62 Mandrel.
- Note 3 Use 83-10-500 Flywheel.
- Note 4 Use 6-426-500 Camshaft, 220-5-500 Pump-Oil, 158-53 Line-Oil, 18-44 Base-Engine, 94-170-990 Seal-Oil, 216-1 Plug.
- Note 5 Use 18-45-500 Base-Engine, 216-1 Plug, 6-424-500 Camshaft, 220-5-500 Pump-Oil, 158-53 Line-Oil.
- Note 6 Use 233-136-500 Chrome Ring Set.
- Note 7 Use 2-98 Plate-Air Cleaner, 2-99-990 Element, 94-549 Gasket, 45-175 Cover, 69-281 Connector, 304-614 Spacer.
- Note 8 Use 94-69 Gasket, 39-956-500 Carburetor, 158-447 Tube-Primer, 259-765 Shroud-Carburetor, 1-104 Primer-Adaptor, 258-936-500 Screw, 31-1 Bulb-Primer.
- Note 9 Use 259-897 Shroud.
- Note 10 Use 6-557-500 Camshaft Ass'y, 257-112 Screen-Oil Pump, 18-132 Base-Engine, 94-401 Seal-Oil, 6-556 Shaft-Reducer, 106-458 Gear-Reducer, 203-13 Pin-Roll, 94-707 Gasket-Gear Cover, 45-490 Cover-Gear, (4) 258-82-500 Screw Ass'y, 1-121-500 Adaptor-Carburetor, 39-956-500 Carburetor, 94-69 Gasket-Manifold, 159-200 Link-Governor, 158-447 Tube-Primer, 259-900-500 Housing, 259-891 Shroud, 31-1 Bulb-Primer.
- Note 11 Use 304-163 Washer-Thrust.
- Note 12 Use 6-553-500 Camshaft, 220-5-500 Pump-Oil, 257-112 Screen-Oil, 18-130-500 Base, (7) 258-257-500 Screw & Washer, 45-291 Cap-Oil, 216-22 Plug-Drain.
- Note 13 Use 2-98 Plate-Air Cleaner Mounting, 2-99-990 Element, 45-175 Cover-Cleaner.
- Note 14 Use 215-140-500 Plate Ass'y-Air Cleaner Mounting, 2-31-500 Element, (2) 94-550 Gasket, 45-5 Cover-Cleaner, 258-47-500 Screw Ass'y.
- Note 15 Use 1-91 Spacer, (2) 94-68 Gasket, 1-109-500 Adaptor, 39-956-500 Carburetor, 94-30 Gasket, 258-190 Screw, 26-657-500 Slide Ass'y, 277-529-500 Tank Ass'y-Fuel, 69-25 Elbow-Fuel, 159-204 Link, 259-765 Shroud-Carburetor, 1-104 Primer-Adaptor, 258-936-500 Screw, 31-1 Bulb, 45-424-500 Cap-Fuel.
- Note 16 Use 307-209-500 (72") Cable-Boden.
- Note 17 Use 6-424-500 Camshaft Ass'y, 220-5-500 Pump, 158-53 Line-Oil.
- Note 18 Use 259-714-500 Housing, 277-396-500 Tank Ass'y, 293-37 Valve-Fuel Shut-Off, 45-424-500 Cap-Fuel.
- Note 19 Use 291-13-930 Exhaust Valve, Use Standard Exhaust Valve As Intake Valve.
- Note 20 Use 1-53 Adaptor, 39-874-500 Carburetor.
- Note 21 Use 45-470-500 Cover-Air Cleaner.
- Note 22 Use 277-396-500 Tank Ass'y, 293-37 Valve, 45-424-500 Cap-Fuel.
- Note 23 Use 22-717-500 Block.
- Note 24 Use 22-718-500 Block.
- Note 25 Use 22-816-500 Block.
- Note 26 Use 22-875-500 Block.