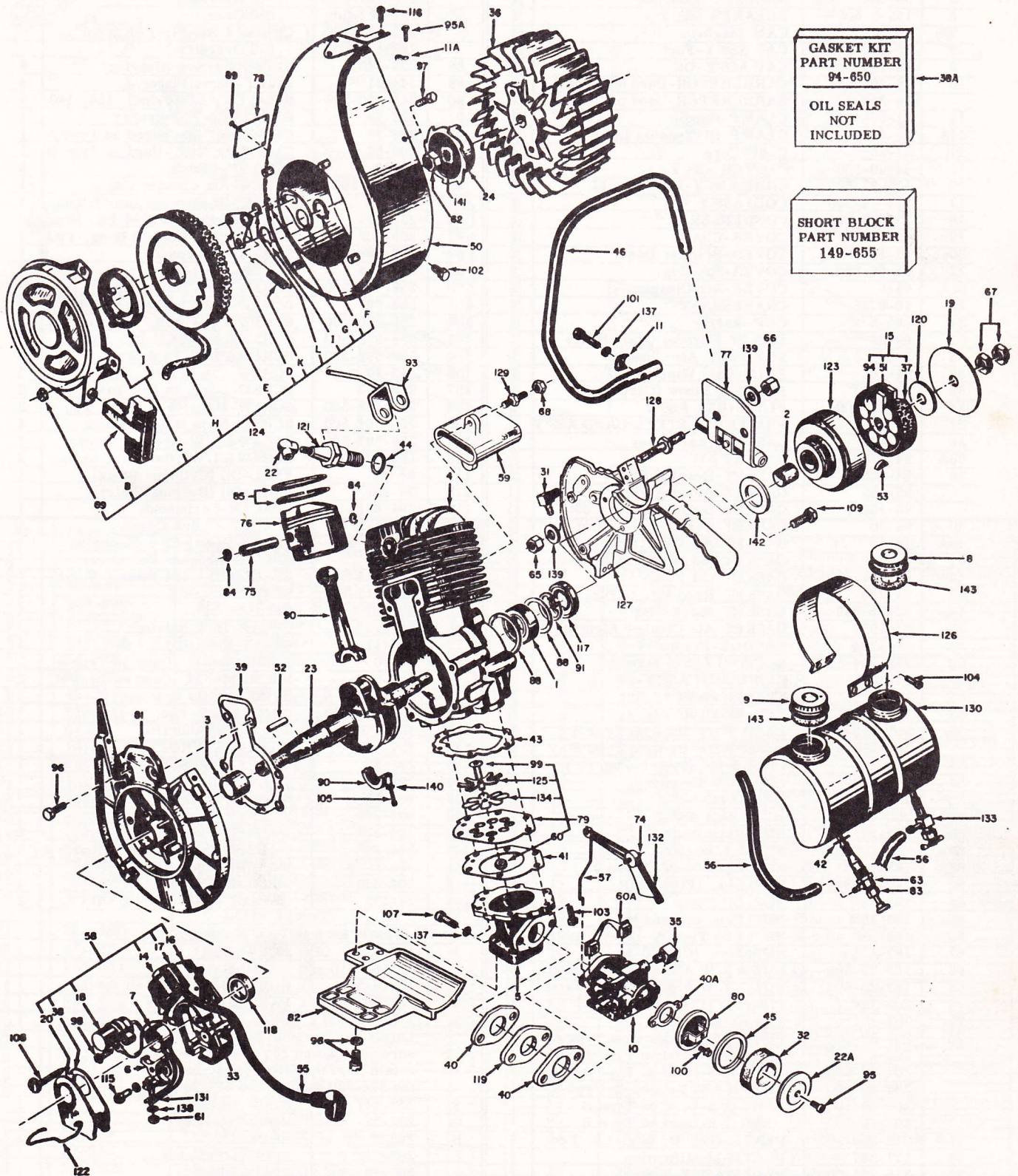




CHAINSAW BASIC PARTS LIST D15-1000

SECTION II, DIVISION D15-1000
Issued February, 1965
Revised September 1966



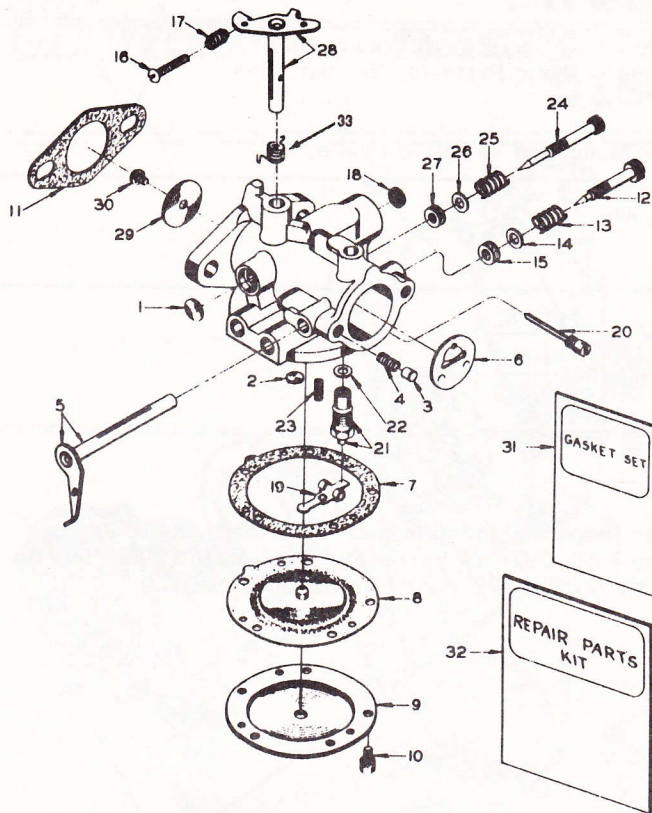
CLINTON ENGINES CORPORATION
MAQUOKETA, IOWA

PRINTED IN U.S.A.

D15-I000 BASIC PARTS LIST

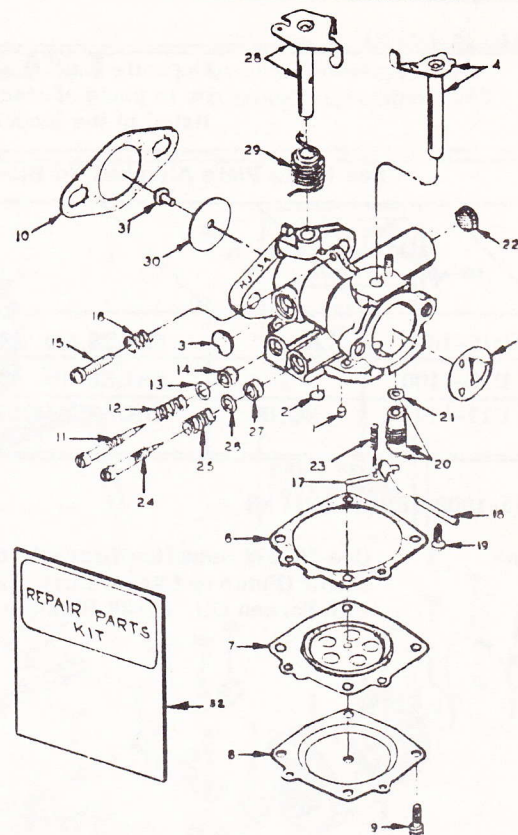
Ref. No.	Part No.	Description	Qty.	Ref. No.	Part No.	Description	Qty.
1	20-4	BEARING-Ball, Main	1	82	900-412	PLATE-Base	1
2	20-234	BEARING-Sprocket, Pre-sized	1	83	220-144-500	PUMP ASS'Y-Oil	1
3	20-221	BEARING-Sleeve, Bearing Plt.	1	84	232-40	RING-Lock, Wrist Pin	2
4	22-833	BLOCK-Cylinder	1	85	233-115-500	RING SET-Standard	1
5	26-691	BRACKET-Induction	1		235-127-500	.010 Oversize	
6	135-7-500	BREAKER ASS'Y	1		237-127-500	.020 Oversize	
7	157-31	CAM-Magneto	1		233-144-500	CHROME RE-RING SET-Std.	
8	45-197-500	CAP ASS'Y-Fuel	1		237-144-500	.020 Oversize	
9	45-197-500	CAP ASS'Y-Oil	1	88	232-148	RING-Retaining (Bearing)	2
10	39-766-990	CARBURETOR-Used on Type A	1	89	244-21	RIVET-Name Plate	4
	39-960-500	CARBURETOR-Used on Type B	1	90	245-110-500	ROD & CAP ASS'Y-Incl. 105, 140	1
11	81-87	CLAMP-Handle	2	91	232-73	RETAINER-Tru-Arc	1
11A	81-10	CLAMP-Hi-Tension Lead	1	93	266-28	CLIP-Shtg. Ign.-Used on Type A	1
14	81-20	CLIP-Core	1		266-56	CLIP-Shtg. Ign.-Used on Type B	1
15	44-90-500	CLUTCH ASS'Y	1	94	44-46	ROLLER-Clutch	8
16	135-37-500	CORE ASS'Y-Incl. No. 17	1	95	258-47-500	SCREW-Air Cleaner Cover	1
17	135-13-990	COIL ASS'Y	1	95A	258-42	SCREW-Hi-Tension Lead Clamp	1
18	135-29-990	CONDENSER	1	96	258-43	SCREW-6 Brng. Plt.-4 Plt. Base	10
19	45-279	COVER-Clutch	1	97	258-602	SCREW-Blw. Hsg. to Brng. Plt.	1
20	45-15	COVER-Breaker Box	1	98	258-299	SCREW-Condenser	1
22	45-68-500	COVER-Spk. Plg.	1	99	258-516	SCREW-Reed Plate	1
22A	45-5	COVER-Air Cleaner	1	100	258-102-500	SCREW-Air Cleaner Plate	2
23	46-872	CRANKSHAFT	1	101	258-569	SCREW-H. H. 1/4-20 x 1/2 (Hdle.)	2
24	265-9	CUP-Startor	1	102	258-280-500	SCREW & L'W-Blw. Hsg. to Blk.	3
31	69-24	ELBOW-Bayonet (Main Strut)	1	103	258-834-500	SCREW & NYLOCK-Ind. Brkt.	6
32	2-33	ELEMENT-Air Cleaner	1	104	258-592-500	SCREW & L'W-Tank Strap	4
33	94-189	FELT-Cam Wiper	1	105	258-29	SCREW-Cap to Rod	2
35	69-281	FITTING-Elbow (Carburetor)	1	107	258-643	SCREW-Carb. to Ind. Brkt.	2
36	83-62-500	FLYWHEEL ASS'Y	1	108	258-108-500	SCREW-Magneto to Brng. Plt.	2
37	44-85-500	FRICITION & STEEL BAND ASS'Y	1	109	258-281-500	SCREW-Main Strut to Block	4
38	94-241	GASKET-Dust Cover	1	115	258-297-500	SCREW & L'W-Breaker Points	1
38A	94-650	GASKET KIT	1	116	258-40-500	SCREW & L'W-Blw. Hsg. to Hd.	3
39	94-105	GASKET-Bearing Plate	1	117	94-301	SEAL-Oil (Cylinder Block)	1
	93-105	GASKET-Bearing Plate (.025)		118	94-257	SEAL-Oil (Bearing Plate)	1
	95-105	GASKET-Bearing Plate (.035)		119	304-631	SPACER-Carburetor	1
40	94-30	GASKET-Carb. to Ind. Brkt.	2	120	304-373	SPACER-Clutch Cover	1
40A	94-13	GASKET-Air Clnr. Brkt. to Carb.	1	121	267-87-500	SPARK PLUG-CJ 8 Champion	1
41	94-438	GASKET-Ind. Brkt. to Reed Plt.	1	122	263-10	SPRING-Breaker Box Cover	1
42	94-281	GASKET-Oil Pump	1	123	106-241-500	SPROCKET-.404 Pitch 7-Tooth	1
43	94-360	GASKET-Reed Plt. to Blk.	1	124	265-215-500	STARTER ASS'Y	1
44	94-92-990	GASKET-Spark Plug	1	125	293-97	STOP-Reed	1
45	94-550	GASKET-Air Cleaner Element	2	126	26-410	STRAP-Tank Retainer	1
46	121-204	HANDLE-Frame	1	127	26-411	STRUT & HANDLE ASS'Y	1
50	259-704-500	HOUSING ASS'Y-Blower	1	128	24-70	STUD-Gde. B.-Used on Type A	2
51	44-88-500	HUB & ARM ASS'Y-Clutch	1		258-993	STUD-Gde. B.-Used on Type B	2
52	148-4	KEY-Flywheel	1	129	24-11	STUD-Muffler to Block	2
53	148-24	KEY-Woodruff	1	130	277-285-500	TANK ASS'Y-Fuel	1
55	307-195-990	LEAD-Wire-Used on Type A	1	131	307-230	TERMINAL-Jamtite	1
	307-355-500	LEAD-Wire-Used on Type B	1	132	157-440	TRIGGER THROTTLE	1
56	158-357	LINE-1-Oil (14")-1-Fuel (6")	2	133	293-37	VALVE-Fuel Shut-Off	1
57	159-169	LINKAGE-Throttle	1	134	293-96	VALVE-Reed	1
58	268-6-500	MAGNETO ASS'Y	1	137	304-26	WASHER-Lock (Handle&Induct.)	4
59	900-400	MUFFLER ASS'Y	1	138	304-290	WASHER-Terminal	1
60	183-141	NUT-Reed Plate	1	139	304-337	WASHER-Plate Chain Tension	2
60A	183-1-500	NUT & L'W-Carb. to Ind.	2	140	304-10	WASHER-Lock (Connect. Rod Srw.)	2
61	183-21	NUT-Hex. #8-32 (Term.)	1	141	304-5	WASHER-Lock (Flywheel)	1
62	183-68-990	NUT-Hex. (Flywheel)	1	142	304-430	WASHER-Chain Guide	1
63	183-12	NUT-Oil Pump	1	143	94-275	GASKET CORK-Fuel & Oil Cap	2
65	183-195	NUT-Used on Type B	2	RECOIL STARTER PARTS - For Recoil 265-215-500			
66	183-190	NUT-4 on Type A - 2 on Type B					
67	183-131	NUT-Jam. (Clutch)	2				
68	183-29-500	NUT & L'W ASS'Y-Muffler Stud	2				
69	183-25-500	NUT & L'W ASS'Y-Recoil Starter	4				
74	203-134	PIN-Roll (Trigger Throttle)	1				
75	203-157	PIN-Wrist	1				
76	204-87-500	PISTON ASS'Y-Used on Type A	1				
	206-87-500	.010 O/S-Used on Type A					
	207-87-500	.020 O/S-Used on Type A					
	204-90-500	PISTON ASS'Y-Used on Type B					
	206-90-500	.010 O/S-Used on Type B					
	207-90-500	.020 O/S-Used on Type B					
77	215-368-500	PLATE-Gde. B. Mtg. Ch. Ten.	1				
78	137-387	PLATE-Identification	1	B	121-6	HANDLE	1
79	215-444-500	PLATE ASS'Y-Reed	1	C	124-8-500	HOUSING-Incl. Recoil Spring	1
80	215-7-500	PLATE-Air Cleaner Mtg.	1	D	157-352-500	PAWL & PIN ASS'Y	1
81	215-491-500	PLATE-Brng. Ass'y (Incl. 3, 118)	1	E	219-154-500	PULLEY ASS'Y	1
					Latest pulley requires 258-272-500 screw & l'w and 304-624 spacer to retain pawl to pulley. These replace the 304-320 washer and 232-35 ring.		
				F	232-147	RING-Retaining	1
				G	232-35	RING-Retaining	1
				H	246-7	ROPE	1
				I	263-133	SPRING-Actuator	1
				J	263-79	SPRING-Recoil	1
				K	263-322	SPRING	1
				L	304-320	WASHER	1

39-766-990 (HN 3A) CARBURETOR



Ref. No.	Part Number	Description	Qty.
1	----	* Plug-Order Rpr. Kit -----	
2	----	* Plug-Order Rpr. Kit -----	
3	39-694	Pin-Choke Friction -----	1
4	263-239	Spring-Choke Friction -----	1
5	6-416-500	Shaft & Lever-Choke -----	1
6	293-176	Shutter-Choke -----	1
7	94-529	Gasket-Diaphragm -----	1
8	39-860	* Diaphragm -----	1
9	45-397	Plate-Diaphragm Cover -----	1
10	258-941	Screw-Diaphragm Cover -----	5
11	94-30	Gasket-Flange -----	1
12	181-89	* Screw-Idle Adj. -----	1
13	263-216	* Spring-Idle Adj. -----	1
14	304-560	Washer-Idle Adj. Screw -----	1
15	94-450	Packing-Idle Adj. Screw -----	1
16	258-944	* Screw-Idle Speed Reg. -----	1
17	263-102	* Spring-Idle Speed Reg. -----	1
18	257-95	* Screen-Inlet Connection -----	1
19	157-282-500	* Lever-Inlet Control -----	1
20	258-943	* Screw-Inlet Control -----	1
		Lever Pinion	
21	293-179	* Seat & Gasket-Inlet Needle ---	1
22	94-358	Gasket-Inlet Seat -----	1
23	263-241	* Spring-Inlet Tension -----	1
24	181-90	* Screw-Main Adj. -----	1
25	263-216	* Spring-Main Adj. Screw -----	1
26	304-560	Washer-Main Adj. Screw -----	1
27	94-450	Packing-Main Adj. Screw -----	1
28	6-418-500	Lever & Shaft-Throttle -----	1
29	293-177	Shutter-Throttle -----	1
30	258-61-500	* Screw & L'Washer -----	1
		Throttle Shutter	
31	39-933	* Gasket & Packing Set -----	1
32	39-935	Repair Kit -----	1
33	263-355	* Spring-Throttle Shaft -----	1

39-960-500 (HJ3A) CARBURETOR



Ref. No.	Part Number	Description	Qty.
1	216-68	* Body-Channel Cup Plug -----	1
2	216-106	* Body-Channel Welch Plug -----	1
		(Small)	
3	216-31	* Body-Channel Welch Plug -----	1
		(Large)	
4	6-478	Choke-Shaft & Lever -----	1
5	293-176	Choke-Shutter -----	1
6	94-628	Diaphragm-Gasket -----	1
7	220-163-500	* Diaphragm -----	1
8	45-435	Diaphragm-Cover -----	1
9	258-941	Diaphragm-Cover (Ret. Screw) -	4
10	94-30	Flange-Gasket -----	1
11	181-95	* Idle-Adjustment Screw -----	1
12	263-216	* Idle-Adjustment Screw Spring ---	1
13	304-560	Idle-Adjustment Screw Washer -	1
14	94-450	Idle-Adjustment Screw Packing -	1
15	258-654	* Idle-Speed Reg. Screw -----	1
16	263-102	* Idle-Speed Reg. Screw Spring --	1
17	157-445	* Inlet-Control Lever -----	1
18	203-227	* Inlet-Pinion Pin -----	1
19	258-1002	* Inlet-Pinion Pin Ret. Screw ---	1
20	181-96	* Inlet-Needle, Seat & Gasket ---	1
21	94-358	Inlet-Seat Gasket -----	1
22	257-95	* Inlet-Screen -----	1
23	263-390	* Inlet-Spring Tension -----	1
24	181-95	* Main-Adjustment Screw -----	1
25	263-216	* Main-Adjustment Screw Spring -	1
26	304-560	Main-Adjustment Screw Washer -	1
27	94-450	Main-Adjustment Screw Packing -	1
28	6-479	Throttle-Shaft & Lever -----	1
29	263-391	* Throttle-Shaft Ret. Spring -----	1
30	293-177	Throttle-Shutter -----	1
31	258-61-500	* Throttle-Shutter Screw & ---	1
		L'Washer	
32	39-965	Repair Parts Kit -----	1

(*) Indicates contents of Repair Parts Kit.



MODEL VARIATIONS

D15-1000

SECTION II, DIVISION D15-1000
Issued February, 1965
Revised September 1966

Opposite each Model listed are the Part Numbers required in addition to or in place of standard parts. Refer to Basic Parts List for parts not listed in the Model Variations

See Name Plate Attached To Blower Housing For Model and Variation Numbers

MODEL	NOTES		SHORT BLOCK
D15-1000	NONE	SALES NO. 448 BOB-CAT	149-655
D15-1100	1	SALES NO. 454 BOB-CAT	149-655
D15-1101	NONE	SHORT BLOCK ASSEMBLY	149-655

D15-1000 SERIES NOTES

Note 1 Use 26-692 Induction Bracket, 69-123 Connector (Impulse Line to Induction Bracket), 69-21 Fitting-Elbow (Pump to Carburetor), 220-122-500 Pump Fuel, 293-122 Valve (Fuel Shut-Off), 25-28 Pick-Up with Screen Oil, 25-38 Pick-Up with Screen Fuel, (2) 158-274 Hose (Fuel & Oil Pick-Up.)