

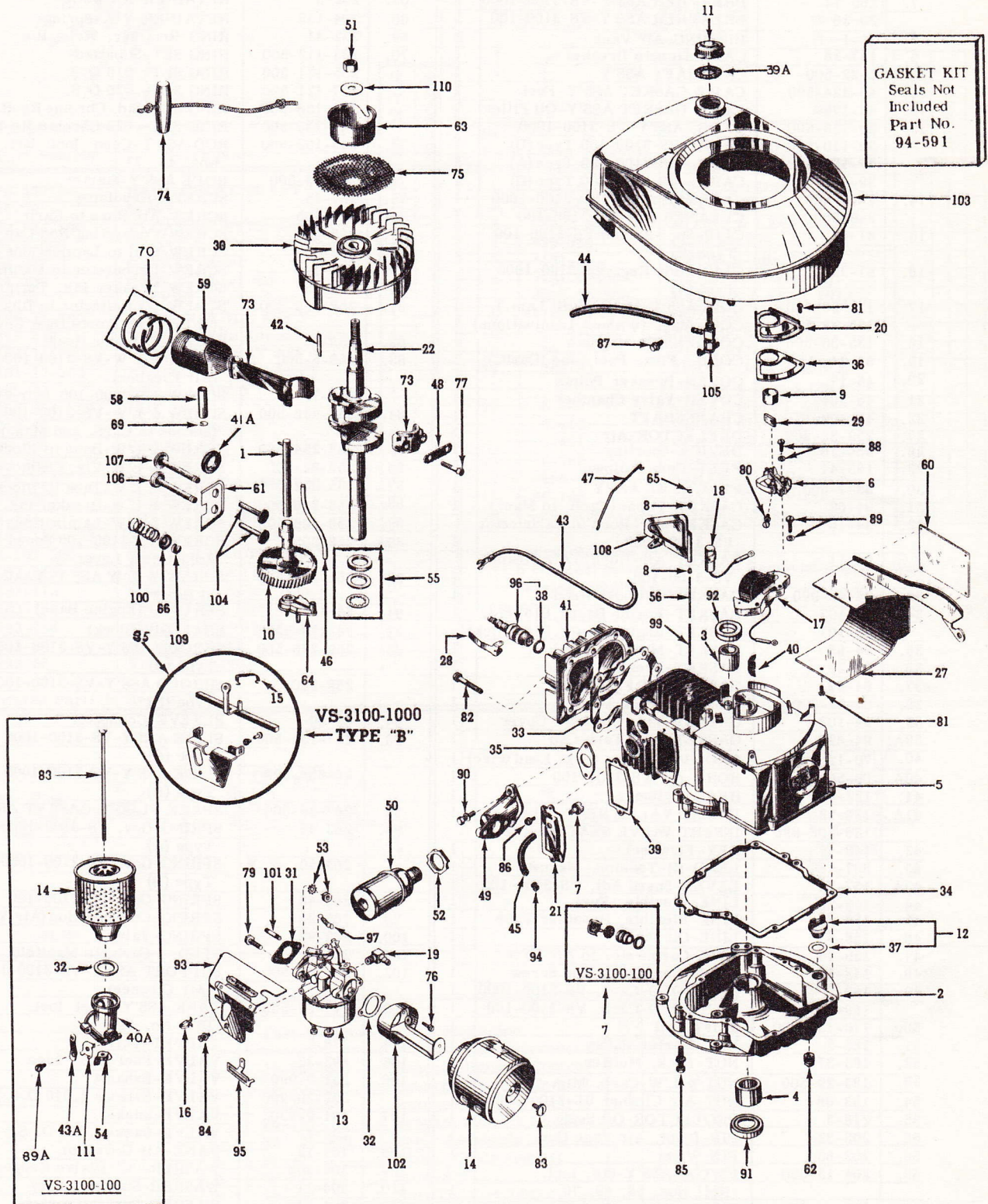


BASIC PARTS LIST

VS-3100-100

VS-3100-1000

SEC. II, DIVISION
VS-3100-100
VS-3100-1000
ISSUED MARCH, 1956
REVISED JUNE, 1966



CLINTON ENGINES CORPORATION
MAQUOKETA, IOWA

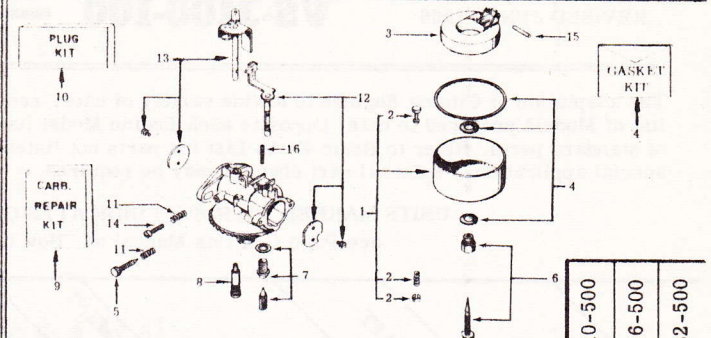
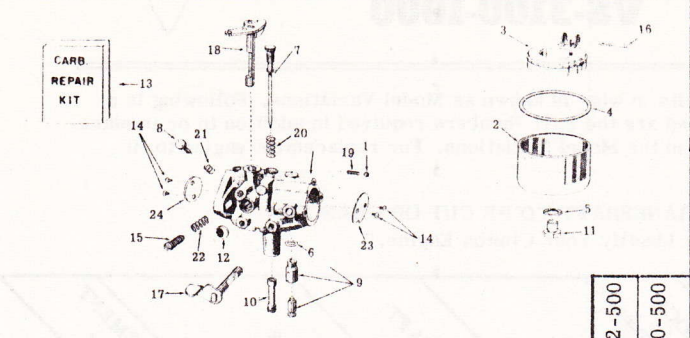
PRINTED IN U.S.A.

VS-3100-100 VS-3100-1000
BASIC PARTS LIST

Ref. No.	Part Number	Description	Qty.	Ref. No.	Part Number	Description	Qty.
1.	6-3-500	AXLE ASS'Y	1		207-13-500	PISTON ASS'Y-.020 O.S. Incl.	
2.	18-17-500	BASE ASS'Y	1			Ref. Nos. 58, 69, 70.	
3.	20-54	BEARING-Main (Sleeve)	1	60.	58-105	PLATE-Air Deflector	1
4.	20-52	BEARING-Sleeve Base	1	61.	215-136	PLATE-Vlv. Spring Retainer	1
5.	22-36-500	BLOCK ASS'Y-Cyl. Incl. Ref. No.3	1	62.	216-22	PLUG-Oil Drain	1
6.	135-130-500	BREAKER POINTS ASS'Y-Incl. Ref. Nos. 29, 80, 88.	1	63.	219-4	PULLEY-Starter	1
				64.	220-5-500	PUMP ASS'Y-Oil	1
7.	260-13	BREATHER ASS'Y-VS-3100-1000	1	65.	232-5	RETAINER-Air Vane	1
	29-36	BREATHER ASS'Y-VS-3100-100	1	66.	304-135	RETAINER-Vlv. Spring	2
8.	28-1	BUSHING-Air Vane	2	69.	232-41	RING-Retainer, Wrist Pin	2
9.	157-26	CAM-Magneto Breaker	1	70.	233-112-500	RING SET-Standard	1
10.	6-22-500	CAMSHAFT ASS'Y	1		235-121-500	RING SET-.010 O.S.	
11.	45-424-500	CAP & GASKET ASS'Y-Fuel	1		237-121-500	RING SET-.020 O.S.	
12.	45-179	CAP & GASKET ASS'Y-Oil Filler	1		233-136-500	RING SET-Std. Chrome Re-Ring	
13.	39-126-500	CARB. ASS'Y-VS-3100-1000	1		237-136-500	RING SET-.020 Chrome Re-Ring	
	39-110-500	CARB. -VS-3100-100 Type (B)	1	73.	245-102-500	ROD ASS'Y-Conn. Incl. Ref. Nos. 48, 77.	1
	39-152-500	CARB. -VS-3100-100 Type (A)	1				
	39-480-500	CARB. -VS-3100-100 Type (C)	1	74.	246-13-500	ROPE ASS'Y-Starter	1
14.	2-12-500	CLEANER ASS'Y-VS-3100-1000	1	75.	257-15	SCREEN-Revolver	1
	2-9-500	CLEANER AIR-VS-3100-100	1	76.	258-105	SCREW-Air Horn to Carb.	2
15.	81-41	CLIP-Spr. Anchor VS-3100-100 Type (B)	1	77.	258-9	SCREW-Connecting Rod Cap	2
				78.	258-483	SCREW-Coil to Laminations	1
16.	81-39	CLIP-Slide Reg. VS-3100-1000 Type (A)	1	79.	258-190	SCREW-Carburetor to Manifold	1
				80.	258-95	SCREW-Breaker Pts. Terminal	1
17.	135-20-500	COIL ASS'Y-Mag. (With Lam.)	1	81.	258-936-500	SCREW-(2) Deflector to Block (2) Breaker Points Dust Cover	4
	135-23-500	COIL-Mag. (Without Laminations)	1				
18.	135-30-500	CONDENSER-Magneto	1	82.	258-88	SCREW-Cylinder Head	8
19.	69-24	CONN. Flex. Fuel Line (Carb.)	1	83.	258-6-500	SCREW & L'W-VS-3100-1000 (Air Cleaner)	1
20.	45-17	COVER-Breaker Points	1		258-72	SCREW-VS-3100-100 (Air Cln.)	1
21.	45-304	COVER-Valve Chamber	1	84.	258-936-500	SCREW & L'W-VS-3100-1000 (Shroud to Carb. and Man.)	3
22.	46-409	CRANKSHAFT	1	85.	258-254-500	SCREW & L'W-Base to Block	7
27.	259-33-500	DEFLECTOR-Air	1	86.	258-82-500	SCREW & L'W-Vlv. Chamber Cov.	2
28.	266-28	DEFLECT-Shorting	1	87.	285-232-500	SCREW & L'W-Tank to Block	2
29.	135-41	FELT-Cam Follower	1	88.	258-248-500	SCREW & L'W-Breaker Pts. to Blk.	1
30.	83-7-500	FLYWHEEL ASS'Y	1	89.	258-108-500	SCREW & L'W-Laminations to Blk.	2
31.	94-69	GASKET-Paper (Carb. to Man.)	1	89A.	258-205	SCREW-VS-3100-100 Speed Adjustment Lever	1
32.	94-16	GASKET-Air-Horn to Carburetor VS-3100-1000	1	90.	258-284-500	SCREW & L'W ASS'Y-Manifold to Block	2
	94-11	GASKET-Air-Horn to Air Cleaner VS-3100-100	1	91.	94-172	SEAL-Oil (Engine Base)	1
33.	94-48-990	GASKET-Cylinder Head	1	92.	94-178-990	SEAL-Oil (Block)	1
34.	94-107	GASKET-Engine Base (.015) Std.	1	93.	259-235-500	SHROUD ASS'Y-VS-3100-1000 Type (A)	1
	93-107	GASKET-Engine Base (.010 Thick)	1		259-240	SHROUD ASS'Y-VS-3100-1000 Type (B)	1
35.	94-68	GASKET-Manifold to Block	1	94.	69-69	SLEEVE-Connector	2
36.	94-29	GASKET-Breaker Points	1	95.	157-133-500	SLIDE ASS'Y-VS-3100-1000 Type (A)	1
37.	94-81	GASKET-Oil Filler Cap	1		26-656-500	SLIDE ASS'Y-VS-3100-1000 Type (B)	1
38.	94-92-990	GASKET-Spark Plug	1	96.	267-28-500	SPARK PLUG & GASKET ASS'Y	1
39.	94-103	GASKET-Vlv. Chamber Cover	1	97.	263-47	SPRING-Gov. VS-3100-1000 Type (A)	1
39A.	94-620	GASKET-Fuel Tank Cap	1		263-50	SPRING-Gov. VS-3100-1000 Type (B)	1
40.	70-12	GROMMET-Mag. (Brk. Lead Wire)	1		263-48	SPRING-Gov. VS-3100-100	1
40A.	69-50	HORN-Air VS-3100-100	1	99.	263-28	SPRING-Compression (Air Vane)	1
41.	122-17	HEAD-Cylinder	1	100.	263-92	SPRING-Valve	2
41A.	136-22	INSERT VALVE SEAT	1	101.	24-13	STUD -Carb. to Manifold	1
	136-108-990	INSERT VALVE SEAT-Stellite	1	102.	26-173-500	SUPPORT ASS'Y-VS-3100-1000 (Air Cleaner)	1
42.	148-4	KEY-Flywheel	1	103.	277-84-500	TANK ASS'Y-Fuel Incl. Ref. No. 11	1
43.	307-187	LEAD-Hi-Tension, Magneto	1	104.	278-5	TAPPET-Valve	2
43A.	157-79	LEVER-Speed Adj. VS-3100-100	1	105.	293-37	VALVE-Fuel Flex. Line	1
44.	158-25	LINE-Flexible, Fuel	1	106.	291-8-990	VALVE-Exhaust	1
45.	158-67	LINE-Flexible, Breather Tube	1		292-20-990	VALVE-Exhaust (.010 O.S.)	
46.	158-53	LINE-Oil Pump	1	107.	291-9-990	VALVE-Intake	1
47.	159-14	LINK-Carburetor to Air Vane	1		292-7	VALVE-Intake (.010 O. S.)	
48.	148-13	LOCK-Connecting Rod Screw	1	108.	107-12	VANE-Air Governor	1
49.	169-6	MANIFOLD-Carb. VS-3100-1000	1	109.	304-90	WASHER-"C" (Valve Keeper)	2
	169-3	MANIFOLD-Carb. VS-3100-100	1	110.	304-11	WASHER-Starter Pulley	1
50.	170-136-500	MUFFLER	1	111.	304-146	WASHER-Spring Tension VS-3100-100	1
51.	183-3	NUT-Starter Pulley	1				
52.	183-37	NUT-Lock, Muffler	1				
53.	183-29-500	NUT & L'W-Carb. Mtg.	2				
54.	183-66	NUT-Air Cleaner VS-3100-100	1				
55.	218-3	PROTECTOR-Oil Seal	1				
56.	203-32	PIN-Pivot, Air Vane Gov.	1				
58.	203-65	PIN-Wrist	1				
59.	204-13-500	PISTON ASS'Y-Std. Incl. Ref. Nos. 58, 69, 70.	1				
	206-13-500	PISTON ASS'Y-.010 O.S. Incl. Ref. Nos. 58, 69, 70.	1				

CARBURETORS

39-152-500 (N-2236-S)	39-480-500 (N-2458-S)	39-110-500 (LMG 14)	39-126-500 (LMG 49)	39-132-500 (LMG 59)
-----------------------	-----------------------	---------------------	---------------------	---------------------

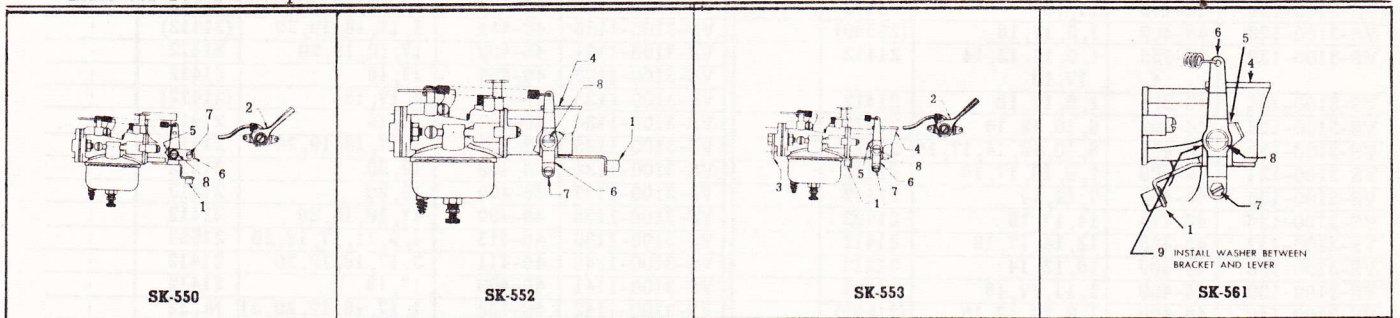


Ref. No.	Part Number	Description		
			39-152-500	39-480-500
1.	39-577	BALL CHOKE SHAFT	1	1
2.	25-20	BOWL	1	1
3.	39-584-500	FLOAT & LEVER ASS'Y		1
	82-9-500	FLOAT & LEVER ASS'Y	1	
4.	*94-228	GASKET-Bowl	1	1
5.	*94-148	GASKET-Bowl Nut	1	1
6.	94-79	GASKET-Needle Seat	1	1
7.	*181-21-500	JET & NEEDLE ASS'Y	1	1
8.	258-442	NEEDLE-Idle Adjustment	1	1
9.	*181-14-500	NEEDLE & SEAT ASS'Y	1	
	*181-17-500	NEEDLE & SEAT ASS'Y		1
10.	182-23	NOZZLE ASS'Y	1	1
11.	258-914-500	NUT-Bowl	1	1
12.	216-39	PLUG-Expansion	1	1
13.	39-885	REPAIR KIT	1	1
	39-887	REPAIR KIT	1	1
14.	*258-350	SCREW-Valve Attaching	4	4
15.	258-329	SCREW-Throttle Stop	1	1
16.	*6-195	SHAFT-Float Hinge	1	1
17.	157-184-500	SHAFT-Lever Choke	1	1
18.	6-202-500	SHAFT-Lever Throttle	1	1
19.	263-115	SPRING-Choke Shaft	1	1
20.	263-116	SPRING-Hi-Speed Needle	1	1
21.	263-114	SPRING-Idle Needle	1	1
22.	263-104	SPRING-Throttle Stop Screw	1	1
23.	293-66	VALVE-Choke	1	1
24.	293-65	VALVE-Throttle	1	1

Ref. No.	Part Number	Description			
			39-110-500	39-126-500	39-132-500
1.	25-16-500	BOWL & DRAIN ASS'Y	1	1	1
2.	39-909	DRAIN ASS'Y	1	1	1
3.	82-2-500	FLOAT & LEVER ASS'Y	1	1	1
4.	*39-928	GASKET KIT	1	1	1
5.	*181-2	NEEDLE-Idle Adj.	1	1	1
6.	*181-5-500	NEEDLE-Power Adj.	1	1	1
7.	*293-30-500	NEEDLE & SEAT INLET	1	1	1
8.	**182-37	NOZZLE	1	1	1
9.	39-910	REPAIR KIT	1	1	1
10.	39-938	PLUG KIT	1	1	1
11.	263-82	SPRING-Idle Needle & Throttle Stop Screw	2	2	2
12.	6-445	CHOKE SHAFT KIT	1		
	6-446	CHOKE SHAFT KIT			1
	6-451	CHOKE SHAFT KIT		1	
13.	6-456	THROTTLE SHAFT KIT	1	1	1
14.	258-60	SCREW-Throttle	1	1	1
15.	*6-195	SHAFT-Float Hinge	1	1	1
16.	263-165	SPRING-Choke Return			1

* Indicates Parts In Repair Kit
 ** If Original Main Nozzle Was Removed Replace With Service Nozzle Only

* Indicates Parts In Repair Kit



Ref. No.	Part Number	Description	SK-550	SK-552	SK-553	SK-561
1.	26-89-500	Bracket-Remote Control		1		
	26-90-500	Bracket-Remote Control			1	
	26-92-500	Bracket-Remote Control	1			
	26-357	Bracket-Remote Control				1
2.	307-31-500	Cable Assembly	1			
3.	81-35	Clamp-Cable Support				
4.	69-51	Horn-Air		1	1	1
5.	157-145	Stop-Throttle Lever	1		1	1
6.	157-237-500	Lever Assembly-Throttle	1			
	157-234-500	Lever Assembly-Throttle		1	1	1
7.	258-12	Screw-Cable Terminal	1	1	1	1
8.	258-205	Screw-Pivot	1	1	1	1
9.	304-145	Washer-Spring Tension				1

MODEL VARIATIONS

VS-3100-100 — VS-3100-1000



The adaptation of Clinton Engines to a wide variety of uses, results in what is known as Model Variations. Following is a list of Models produced to date. Opposite each Engine Model listed are the Part Numbers required in addition to or in place of standard parts. Refer to Basic Parts List for parts not listed in the Model Variations. For replacement engine to fit special applications, external part changes may be required.

UNITS MARKED WITH A () INDICATES CRANKSHAFT TO BE CUT OR CHANGED
 See Page C of this Manual on "How to Identify Your Clinton Engine."

MODEL	CRANKSHAFT	NOTES	REPLACEMENT ENGINE	SHORT BLOCK	MODEL	CRANKSHAFT	NOTES	REPLACEMENT ENGINE	SHORT BLOCK
VS-3100-100	46-426	1, 13, 17, 18	21412	None	VS-3100-159	46-426	1, 6, 17, 18	21412	None
VS-3100-101	46-409	16, 17, 18	21412		VS-3100-160	46-409	8, 12, 14	21412	
VS-3100-102	46-411	2, 17, 18	(21590)		VS-3100-161	46-413		21582	
VS-3100-103	46-409	14, 17, 18	21412		VS-3100-162	46-409	14, 17, 18	21412	
VS-3100-104	46-409	12, 14, 17, 18	21412		VS-3100-163	46-413	11, 17, 18	21582	
VS-3100-105	46-409	1, 12, 14, 17, 18	21412		VS-3100-164	46-409	12, 14, 17, 18	21412	
VS-3100-106	46-411	12, 14, 17, 18	(21412)		VS-3100-165	46-409	14, 17, 18	21412	
VS-3100-107	46-413	3, 14, 17, 18	21582		VS-3100-166	46-411	15, 17, 18	(21412)	
VS-3100-108	46-413	14	21582		VS-3100-167	46-409	13, 17, 18	21412	
VS-3100-109	46-409	10, 17, 18	21412		VS-3100-1103	46-411	17, 18, 19, 20	(21412)	
VS-3100-110	46-409	10, 12, 14, 17, 18	21412		VS-3100-1104	46-409	1, 12, 17, 18, 19, 20, 21	21412	
VS-3100-111	46-409	17, 18	21412		VS-3100-1105	46-409	12, 17, 18, 19, 20	21412	
VS-3100-112	46-413	1, 11, 15, 17, 18	21582		VS-3100-1106	46-409	17, 18, 19, 20	21412	
VS-3100-113	46-411	13	(21412)		VS-3100-1107	46-409	3, 17, 18, 19, 20	21412	
VS-3100-114	46-409	1, 11, 12, 14, 17, 18	21412		VS-3100-1108	46-411	1, 11, 17, 18	(21412)	
VS-3100-115	46-409	10, 12, 14, 17, 18	21412		VS-3100-1109	46-409	17, 18, 19, 20	21412	
VS-3100-116	46-411		(21412)		VS-3100-1110	46-409	1, 11, 12, 17, 18	21412	
VS-3100-117	46-409	2, 17, 18	(21590)		VS-3100-1111	46-409	1, 11, 12	21412	
VS-3100-118	46-409	1, 11, 14, 17, 18	21412		VS-3100-1120	46-411	1, 6, 17, 18	(21412)	
VS-3100-119	46-409	1, 11, 14, 17, 18	21412		VS-3100-1121	46-413	3, 17, 18	21582	
VS-3100-120	46-422	4, 16, 17, 18	21412		VS-3100-1122	46-409	19, 20	21412	
VS-3100-121	46-409		21412		VS-3100-1123	46-409	17, 18, 19, 20	21412	
VS-3100-122	46-409	17, 18	21412		VS-3100-1124	46-413	1, 11, 17, 18	21582	
VS-3100-123	46-409	1, 11, 12, 14	21412		VS-3100-1125	46-411	12, 17, 18	(21412)	
VS-3100-124	46-409	13, 17, 18	21412		VS-3100-1126	46-422	17, 18, 22	21412	
VS-3100-125	46-411	12, 14, 17, 18	(21412)		VS-3100-1127	46-411	17, 18	(21412)	
VS-3100-126	46-409		21412		VS-3100-1128	46-423	17, 18	(21412)	
VS-3100-127	46-409	17, 18	21412		VS-3100-1129	46-409	17, 18, 19, 20	21412	
VS-3100-128	46-409	17, 18	21412		VS-3100-1130	46-411	3, 17, 18, 19, 20	(21412)	
VS-3100-129	46-409	1, 2, 17, 18	(21590)		VS-3100-1131	46-409	17, 18, 19, 20	21412	
VS-3100-130	46-355	1, 5, 11, 12, 14, 17, 18	21412		VS-3100-1132	46-409	17, 18	21412	
VS-3100-131	46-355	1, 5, 17, 18	21412		VS-3100-1133	46-411	9, 17, 18	(21412)	
VS-3100-132	46-409	6, 10, 12, 14	21412		VS-3100-1134	46-409	17, 18	21412	
VS-3100-133	46-409	6, 10, 12, 14, 17, 18	21412		VS-3100-1135	46-409	3, 17, 18, 19, 20	21412	
VS-3100-134	46-409	1, 6, 10, 17, 18	21412		VS-3100-1136	46-409	19, 20	21412	
VS-3100-135	46-409	7, 12, 14	21412		VS-3100-1137	46-409	19, 20	21412	
VS-3100-136	46-413	14, 17, 18	21582		VS-3100-1138	46-409	17, 18, 19, 20	21412	
VS-3100-137	46-425	12, 14, 17, 18	21412		VS-3100-1139	46-413	1, 9, 11, 17, 18, 20	21582	
VS-3100-138	46-409	10, 12, 14	21412		VS-3100-1140	46-411	3, 17, 18, 19, 20	21412	
VS-3100-139	46-409	1, 13, 17, 18	21412		VS-3100-1141	46-409	17, 18	21412	
VS-3100-140	46-409	1, 2, 13, 17, 18	(21590)		VS-3100-1142	46-432	1, 17, 18, 19, 20, 31	Nt. 32	
VS-3100-141	46-409	17, 18	21412		VS-3100-1143	46-432	1, 20, 31	Nt. 32	
VS-3100-142	46-409	13, 17, 18	21412		VS-3100-1144	46-413	17, 18, 19, 20	21582	
VS-3100-143	46-409	12, 14, 17, 18	21412		VS-3100-1145	46-409	3, 17, 18, 19, 20	21412	
VS-3100-144	46-409	14, 17, 18	21412		VS-3100-1146	46-409	17, 18, 19, 20	21412	
VS-3100-145	46-423	17, 18	(21412)		VS-3100-1147	46-409	17, 18, 19, 20	21412	
VS-3100-146	46-409	10	21412		VS-3100-1148	46-409	1, 17, 18, 19, 20, 21	21412	
VS-3100-147	46-426	14, 17, 18	21412		VS-3100-1149	46-409	17, 18, 19, 20	21412	
VS-3100-148	46-411	13, 17, 18	(21412)		VS-3100-1150	46-409	17, 18, 19, 20	21412	
VS-3100-149	46-413	1, 11, 13, 17, 18	21582		VS-3100-1151	46-409	17, 18	21412	
VS-3100-150	46-409	12, 14, 17, 18	21412		VS-3100-1152	46-422	17, 18, 19, 20	21412	
VS-3100-151	46-425	4, 13, 17, 18	21412		VS-3100-1153	46-409	17, 18, 20	21412	
VS-3100-152	46-411	9, 12, 14, 17, 18	(21412)		VS-3100-1154	46-422	6, 17, 18	21412	
VS-3100-153	46-411	17, 18	(21412)		VS-3100-1155	46-409	3, 17, 18, 19, 20	21412	
VS-3100-154	46-409	14, 17, 18	21412		VS-3100-1156	46-409	17, 18, 20	21412	
VS-3100-155	46-409	12, 14, 17, 18	21412		VS-3100-1157	46-422	17, 18, 19, 20	21412	
VS-3100-156	46-409	7, 12, 14, 17, 18	21412		VS-3100-1158	46-413	1, 11, 17, 18, 19, 23	21582	
VS-3100-157	46-409	13, 17, 18	21412		VS-3100-1159	46-409	17, 18, 19	21412	
VS-3100-158	46-411	15, 17, 18	(21412)		VS-3100-1160	46-413	1, 11, 17, 18	21582	

MODEL	CRANKSHAFT	NOTES	REPLACEMENT ENGINE	SHORT BLOCK	MODEL	CRANKSHAFT	NOTES	REPLACEMENT ENGINE	SHORT BLOCK
VS-3100-1161	46-409	6, 17, 18, 19	21412	None	VS-3100-1184	46-411	17, 18, 20	(21412)	None
VS-3100-1162	46-409	17, 18, 19	21412		VS-3100-1185	46-411	17, 18, 19	(21412)	
VS-3100-1163	46-409	17, 18, 19	21412		VS-3100-1186	46-411	17, 18	(21412)	
VS-3100-1164	46-422	1, 11, 17, 18, 19	21412		VS-3100-1187	46-422	19	21412	
VS-3100-1165	46-409	17, 18, 19	21412		VS-3100-1188	46-422	17, 18, 19	21412	
VS-3100-1166	46-422	1, 6, 11, 17, 18, 19, 24	21412		VS-3100-1189	46-413	1, 11	21582	
VS-3100-1167	46-409	17, 18	21412		VS-3100-1190	46-422	1, 18, 28	21412	
VS-3100-1168	46-413	17, 18	21582		VS-3100-1191	46-413	17, 18, 28	21582	
VS-3100-1169	46-413	1, 7, 11, 12, 17, 18 19, 20, 23	21582		VS-3100-1192	46-409	17, 18	21412	
VS-3100-1170	46-422	6, 17, 18, 19	21412		VS-3100-1193	46-433	1, 6, 17, 18, 21, 28	Nt. 32	
VS-3100-1171	46-409	17, 18, 19	21412		VS-3100-1194	46-409	1, 12, 17, 18	21412	
VS-3100-1172	46-409	17, 18, 20	21412		VS-3100-1195	46-409	3	21412	
VS-3100-1173	46-409	17, 18, 20	21412		VS-3100-1196	46-409	17, 28, 29, 30	21412	
VS-3100-1174	46-430	12, 17, 18	Nt. 32		VS-3100-1197	46-409	6, 17, 28, 29, 30	21412	
VS-3100-1176	46-422	3, 17, 18, 19	21412		VS-3100-1198	46-409	17, 18, 28	21412	
VS-3100-1177	46-409	12, 17, 18	21412		VS-3100-1199	46-409	12, 17, 18, 28	21412	
VS-3100-1178	46-409	17, 18, 25, 26	21412		VS-3100-1200	46-409	17, 28, 29, 30	21412	
VS-3100-1179	46-409	1, 17, 18	21412		VS-3100-1201	46-409	17, 28, 29, 30	21412	
VS-3100-1180	46-409	1	21412		VS-3100-1202	46-433	7, 17, 18, 28	Nt. 32	
VS-3100-1181	46-409	17, 18	21412		VS-3100-1203	46-409	17, 28, 29, 30	21412	
VS-3100-1182	46-413	25, 26	21582		VS-3100-1204	46-409	1, 17, 28, 29, 30	21412	
VS-3100-1183	46-409	1, 3, 11, 12, 17, 18	21412		VS-3100-1205	46-409	17, 28, 29, 30	21412	
					VS-3100-1206	46-422	1, 6, 11, 17, 29, 30	21412	
					VS-3100-1500	46-409		21412	

() INDICATES CRANKSHAFT TO BE CUT OR CHANGED

VS-3100 100 and VS-3100-1000 SERIES NOTES

- Note 1 Use 216-24 Plug Base side drain and 216-25 Plug Base bottom drain.
- Note 2 Use 22-168-500 Block Assembly, 6-426-500 Camshaft (Aux. P.T.O.), 94-170-990 Seal (Aux. P.T.O. Camshaft), and 18-47 Base Assembly.
- Note 3 Use 170-141 Muffler Assembly.
- Note 4 Use 2-219-500 Air Cleaner (Oil Bath).
- Note 5 Use VS-100-100 Basic Parts list in place of VS-3100-100.
- Note 6 Use 170-18-500, (Muffler 45°).
- Note 7 Use 69-18 Elbow (Muffler 90°).
- Note 8 Use 264-62, 110 volt electric starter refer to Section III, Division N. for exploded view and parts list of starter.
- Note 9 Use 70-7 Grommet, 307-104-500 Wire Shorting, 70-12 Grommet (Breaker Point Cover), and 258-936-500 Screw.
- Note 10 Use 18-55-500 Base Assembly.
- Note 11 Use 18-35 Base Assembly.
- Note 12 Use 307-31-500 Remote Cable.
- Note 13 Use SK-553 Remote Control Group.
- Note 14 Use SK-550 Remote Control Group.
- Note 15 Use SK-561 Remote Control Group.
- Note 16 Use SK-552 Remote Control Group.
- Note 17 Requires Recoil Starter, refer to Section III, Division H. page A or B for starter identification pages. Exploded view and parts list follows identification pages.
- Note 18 Use 277-84-500 Tank and Housing Assembly.
- Note 19 Use 39-132-500 Carburetor, 259-238-500 Shroud Assembly, 157-133-500 Slide Assembly, 307-111-500 Wire Assembly, 94-115 Insulator, 70-7 Grommet, and 258-936-500 Screw.
- Note 20 Use 81-3 Cable Clamp, and 258-125-500 Screw & L'Washer.
- Note 21 Use 7369 below deck 110 volt electric starter. Refer to Section III, Division N. page 3 for exploded view and parts list.
- Note 22 Use 2-219-500 Air Cleaner Assembly, 94-11 Gasket Air Horn to Air Cleaner, 69-49 Air Horn, 258-72 Screw and 183-66 Wing Nut.
- Note 23 Use 83-10-500 Flywheel.
- Note 24 Use 2-9-500 Air Cleaner, 69-49 Air Horn, 94-11 Gasket Air Horn to Air Cleaner, 304-136 Washer, 258-163 Screw, and 183-66 Wing Nut.
- Note 25 Use 39-132-500 Carburetor, 26-656-500 Slide Assembly, 259-260-500 Shroud Carb, 26-103 Bracket, (2) 258-272-500 Screw & L'Washer.
- Note 26 Use 307-117-500 Wire Assembly, 183-259-990 Grommet, 258-83 Screw and 266-26 Clip-Shorting.
- Note 27 Use 121-10 Knob-Control, 258-41-500 Screw & L'Washer.
- Note 28 Use 39-132-500 Carburetor, 307-113-500 Shorting Wire, 26-656-500 Slide Assembly, 183-25 -990 Grommet, 258-83 Screw, 266-26 Clip-Shorting, 81-3 Cable Clamp and 258-936-500 Screw & L'Washer.
- Note 29 Use 259-129-500 Tank & Housing Assembly and 259-239 Shroud Carb.
- Note 30 Use 215-7-500 Plate Air Cleaner, 94-10 Gasket-Element, 2-33 Element-Filter, 45-5 Cover-Element and 258-47-500 Screw Element Cover.
- Note 31 Use 18-49-500 Base Assembly.
- Note 32 Special engine order by complete model number.