














Fast Moving Original Service Parts

Clinton Engines

 Recoil Starter Spring	 Oil Seal Magneto P.T.O.	 Cylinder Head  Head Gasket	 Base or Bearing Plate Gasket	 Air Cleaner Elements Assemblies	 Compartment Valve Gasket  Manifold Gasket	 Breather Assembly	 Muffler  Tank Cap	ENGINE MODEL
*265-278 -500	94-178-990 94-162-990	122-7 94-48-990	94-107	2-225 2-177-500	94-103 94-31	29-32-500	170-18-500 45-424-500	400
*265-278 -500	94-178-990 94-172-990	122-7 94-48-990	94-107	2-225 2-177-500	94-103 94-68	29-32-500	170-159-500 45-424-500	401
*265-278 -500	94-178-990 94-162-990	122-7 94-48-990	94-107	2-225 2-177-500	94-103 94-31	29-32-500	170-18-500 45-424-500	404
*265-278 -500	94-178-990 94-176-990	122-7 94-48-990	94-107	2-225 2-177-500	94-103 94-68	29-32-500	170-159-500 45-424-500	407
*265-278 -500	94-178-990 94-162-990	122-39 94-663-990	94-107	2-225 2-177-500	94-103 94-31	29-32-500	170-18-500 45-424-500	410
---	94-176-990 94-182-990	122-33 94-250-990	94-379	45-33 2-218-500	94-311 94-462	29-31-500	170-23 45-95-500	412
---	94-182-990 94-182-990	122-11 94-50-990	94-52	*45-36 2-7-500	94-104 94-71	29-23-500	170-23 45-95-500	414
*265-278 -500	94-178-990 94-176-990	122-7 94-48-990	94-107	2-225 2-177-500	94-103 94-68	29-32-500	170-159-500 45-424-500	415
---	94-182-990 94-182-990	122-11 94-50-990	94-52	*45-36 2-7-500	94-104 94-71	29-23-500	170-23 45-95-500	418
*265-278 -500	94-178-990 94-176-990	122-39 94-663-990	94-107	2-225 2-177-500	94-103 94-68	29-32-500	170-159-500 45-424-500	419
---	94-181-990 94-184-990	122-14 94-199	94-53	*45-36 2-7-500	94-104 94-71	29-23-500	170-25 45-95-500	420
---	94-181-990 94-184-990	122-14 94-199	94-53	*45-36 2-7-500	94-104 94-71	29-23-500	170-25 45-95-500	422
*265-278 -500	94-165-990 94-165-990	122-2 94-38-990	94-118	*45-34 2-219-500	94-101 94-31	29-35-500	170-159-500 45-424-500	492
*265-278 -500	94-163-990 94-162-500	122-2 94-38-990	94-118	*45-34 2-219-500	94-101	29-35-500	170-159 45-424-500	494
*265-278 -500	94-180-990 94-165-990	122-2 94-38-990	94-118	*45-33 2-218-500	94-101 94-31	29-35-500	170-37-500 45-424-500	498
*265-278 -500	94-163-990 94-176-990	122.2 94-38-990	94-25	2-225 2-198	94-101 94-68	29-35-500	170-145 45-424-500	499
*265-278 -500	94-175-990 94-159	---	94-105	2-225 2-212-500	---	94-30	170-128-500 45-424-500	500
*265-278 -500	94-175-990 94-172-990	---	94-105	2-225 2-212-500	---	94-30	Note #1 45-424-500	501
265-278 -500	94-257 94-301	122-40 94-670	94-671	2-33-500 ---	---	94-360	170-165 ---	502
265-278 -500	94-257 94-301	122-40 94-670	94-671	2-225 2-212-500	---	94-360	45-504-500	503
265-221 -500	94-257 94-301	---	94-105	---	---	NOTE #2	---	J-9 J-350
263-461	94-729 94-729	---	94-726	---	---	94-723	45-401-500	K-150
265-278 -500	94-175-990 94-301	---	94-105	---	---	94-723	45-401-500	K-350
265-221 -500	94-257 94-301	122-40 94-670	94-105	---	---	94-360	---	J-500 J-700
265-221 -500	94-257 94-301	122-40 94-670	94-105	---	---	94-360	---	K-500 K-700
265-221 -500	94-257 94-301	122-40 94-730	94-671	---	---	94-360	---	K-550
265-278 -500	94-257 94-301	122-40 94-730	94-671	---	---	94-360	45-401-500	K-751 K-752
265-221 -500	94-257 94-301	122-40 94-730	94-671	---	---	94-360	---	K-750

*Recoil starters with cam action pawl use recoil spring part no. 265-221-500.

*Air cleaner element - cast iron 494-498 type - C use part no. 2-233 7 h.p. thru 10.3 h.p. 1302 series use part no. 2-229.



Fast Moving Original Service Parts

Clinton Engines

ENGINE MODEL	Points Condenser	Coil Cam	Carburetor Repair Kit Gasket Kit	Engine Gasket Kit	Piston Assy. Ring Set	Connecting Rod Chrome Ring Set	Valves Intake (or Reed) Exhaust	Valve Spring
400	135-7-500 135-29-990	135-13-990 157-29	39-910 39-928	94-591	204-13-500 233-112-500	245-56-500 233-136-500	291-9-990 291-8-990	263-92
401	135-7-500 135-29-990	135-13-990 157-29	39-910 39-928	94-591	204-13-500 233-112-500	245-56-500 233-136-500	291-9-990 291-8-990	263-92
404	135-7-500 135-29-990	135-13-990 157-29	39-910 39-928	94-591	204-13-500 233-112-500	245-102-500 233-136-500	291-9-990 291-8-990	263-92
407	135-7-500 135-29-990	135-13-990 157-29	39-910 39-928	94-591	204-13-500 233-112-500	245-102-500 233-136-500	291-9-990 291-8-990	263-92
410	135-7-500 135-29-990	135-13-990 157-29	39-910 39-928	94-669	204-86-500 233-148-500	245-102-500 233-149-500	291-51-990 291-8-990	263-92
412	135-7-500 135-29-990	135-13-990 ---	39-910 39-928	94-589	204-72-500 233-122-500	245-82-500 233-138-500	291-26-990 291-27-990	263-88
414	135-5-500 135-33-500	135-15-500 157-23	Note #1 Note #1	94-597	204-9-500 233-122-500	245-105-500 233-138-500	291-12-990 291-10-990	263-88
415	135-7-500 135-29-990	135-13-990 157-29	39-910 39-928	94-591	204-13-500 233-112-500	245-102-500 233-136-500	291-9-990 291-8-990	263-92
418	135-5-500 135-33-500	135-15-500 157-23	Note #1 Note #1	94-597	204-15-500 233-121-500	245-105-500 233-139-500	291-12-990 291-10-990	263-88
419	135-7-500 135-29-990	135-13-990 157-29	39-910 39-928	94-669	204-86-500 233-148-500	245-102-500 233-149-500	291-51-990 291-8-990	263-92
420	135-5-500 135-33-500	135-15-500 157-23	Note #1 Note #1	94-598	204-10-500 233-117-500	245-107-500 233-140-500	291-12-990 291-10-990	263-88
422	135-5-500 135-33-500	135-15-500 157-23	Note #1 Note #1	94-598	204-11-500 233-117-500	245-107-500 233-140-500	291-10-990 291-11-990	263-88
492	135-7-500* *135-29-990	135-13-990 157-28	39-910 39-928	94-593	204-13-500 233-112-500	245-61-500 233-136-500	291-3-990 291-1-990	263-92
494	135-7-500 135-29-990	135-13-990 157-28	39-910 39-928	94-593	204-13-500 233-112-500	245-61-500 233-136-500	291-3-990 291-1-990	263-92
498	135-7-500* *135-29-990	135-13-990 157-28	39-910 39-928	94-593	204-8-500 233-113-500	245-62-500 233-137-500	291-3-990 291-1-990	263-92
499	135-7-500 135-29-990	135-13-990 157-28	39-910 39-928	94-593	204-8-500 233-113-500	245-62-500 233-137-500	291-3-990 291-1-990	263-92
500	135-7-500 135-29-990	135-13-990 157-29	39-910 39-928	94-594	204-83 233-114-500	245-110-500 233-142-500	293-50 ---	---
501	135-7-500 135-29-990	135-13-990 157-29	39-910 39-928	94-594	204-83 233-114-500	245-110-500 233-142-500	215-111-500 ---	---
502	135-7-500 135-29-990	135-13-990 157-29	39-990 94-686	94-687	204-95-500 233-160-990	245-120 ---	293-96 ---	---
503	135-7-500 135-29-990	135-13-990 157-29	39-910 ---	94-687	204-95-500 233-160-990	245-120 ---	293-96 ---	---
J9	135-7-500	135-13-990	Note #1	94-563	Note #1	245-120	293-96	---
J350	135-29-990	157-29	Note #1	94-563	233-45	---	---	---
K-150	135-283-500 135-284-500	135-285-990 ---	39-1015 39-928	94-728	204-99-500 233-163-500	245-134-500 ---	215-572-500 ---	---
K-350	135-7-500 135-29-990	135-13-990 157-29	39-910 ---	94-594	204-93-500 233-45	245-132-500 ---	215-111-500 ---	---
J-500	135-7-500	135-13-990	39-979	94-673	204-95-500	245-120	293-96	---
J-700	135-29-990	157-28	39-928	94-673	233-160-990	---	---	---
K-500	135-7-500	135-13-990	39-979	94-673	204-95-500	245-120	293-96	---
K-700	135-29-990	157-28	39-928	94-673	233-160-990	---	---	---
K-550	135-7-500 135-29-990	135-13-990 157-29	39-979 39-928	94-673	204-95-500 233-160-990	245-120 ---	293-96 ---	---
K-751	135-7-500	135-13-990	39-979	94-715	204-100-500	245-133	293-210	---
K-752	135-29-990	157-29	39-928	94-715	233-164-990	---	---	---
K-750	135-7-500 135-29-990	135-13-990 157-29	39-979 39-928	94-715	204-100-500 233-164-990	245-133 ---	293-210 ---	---

Note #1 Refer to Engine Or Outboard Service Manual For Correct Part Number

*494 & 498 Model Series With Outside Breaker Points Use 135-5-500 Breaker Points & 135-278 Condenser

See

(Opposite Side)