

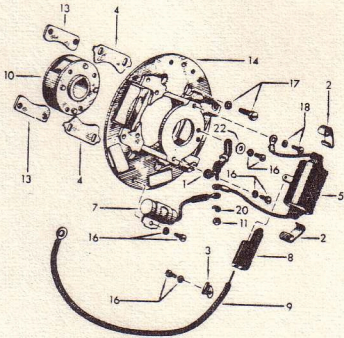


# CLINTON ENGINES

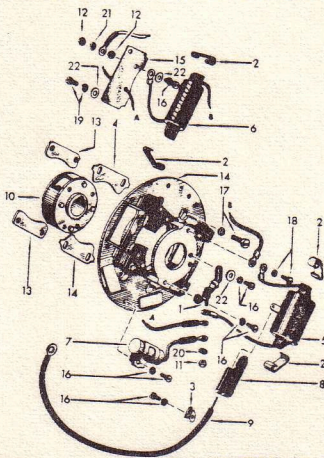
SECTION IV, DIVISION C  
MAGNETOS (SCINTILLA)  
Issued January, 1954  
Revised July, 1965

Ass'y No.	Application
135-139-500 (3400*)	700 Series, without lighting coil - below Serial No. 199, 736
135-140-500 (3402*)	700 Series, with lighting coil - below Serial No. 199, 736
135-142-500 (3434)	700 Series without lighting coil - above Serial No. 199, 736 A-1100 and B-1100.
135-143-500 (3435)	700 Series, with lighting coil - above Serial No. 199, 736 A-1100 and B-1100
135-144-500 (3450)	700 Series, A-1100 and B-1100

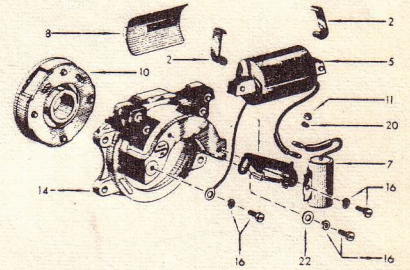
NOTE: For other style magneto parts (not components of above Assembly Numbers) see illustrated Basic Parts List, Section II, \* Magnetos 135-139-500 (3400) and 135-140-500 (3402) have provisions for adjustable spark advance when used with bearing plate 215-186 (3103)  
Magnetos 135-142-500 (3434) and 135-144-500 (3450) are completely interchangeable.



Ass'y No. 135-139-500 (3400)  
135-142-500 (3434)



Ass'y No. 135-140-500 (3402)  
135-143-500 (3435)



Ass'y No. 135-144-500 (3450)

Ref. No.	Part Number	Description	135-139-500 (3400)	135-140-500 (3402)	135-142-500 (3434)	135-143-500 (3435)	134-144-500 (3450)
1	135-150	BREAKER POINTS ASS'Y -----	1	1	1	1	1
2	81-87	CLAMP - Coil Core -----	2	4	2	4	2
3	81-10	CLAMP - High Tension Lead -----	1	1	1	1	
4	81-58	CLAMP - Magneto Flange -----	2	2			
5	135-146	COIL - Magneto -----	1	1	1	1	1
6	135-147	COIL - Lighting -----		1		1	
7	135-151	CONDENSER -----	1	1	1	1	1
8	307-146	INSULATOR - Coil -----	1	1	1	1	
9	307-190	LEAD - High Tension -----	1	1	1	1	
10	135-141	MAGNET - Rotating -----	1		1		1
	135-141	MAGNET - Rotating -----		1		1	
11	183-840	NUT - Hex., No. 4-40 -----	1	1	1	1	1
12	183-85	NUT - Hex., No. 8-32 -----		2		2	
13	215-190	PLATE - Locking -----	2	2			
14	215-188-500	PLATE - Stator -----	1		1		
	215-189-500	PLATE - Stator -----		1		1	
	215-122	PLATE - Stator -----					1
15	215-191	PLATE - Terminal -----		1		1	
16	258-470-500	SCREW & L'WASHER ASS'Y - No. 8-32x1/4" Long -----	4	5	4	5	3
17	258-239-500	SCREW & L'WASHER ASS'Y - No. 10-32x1/2" Long -----	4	4			
18	258-12-500	SCREW & L'WASHER ASS'Y - No. 8-32x1/2" Long -----	1	1	1	1	
19	258-12-500	SCREW & L'WASHER ASS'Y - No. 8-32x5/8" Long -----		2		2	
20	304-198	WASHER - Lock -----		1		1	
21	304-27	WASHER - Lock -----		1		1	
22	304-196	WASHER - Plain -----	1	3	1	3	1